


2014

2014

Full Line Catalog



Building Value
Into Building Products®



Solid. Soft. Risky.

Three words that say a lot about ODL.

At ODL, our work culture is best described by three words: **solid, soft, and risky.**

Nearly 70 years ago, the ODL company took form in Founder Cy Mulder's home in Zeeland, Michigan. It started as a local company, solidly Midwestern and solidly small-town.

In the early 60s, Cy's son Larry took leadership of the company. He expanded the ODL community, hiring employees from outside the Zeeland area and outside the industry. We grew into a solidly diverse organization, one that also reflected the varied perspectives and tastes of our customers worldwide.

Solid also means strong R&D and manufacturing teams that design and build quality products.

But products are only one part of the story. Our promise of great customer service is another.

So is maintaining a financially solid business that will be around for our customers.

You can be confident in doing business with us.

ODL is soft around its edges. Cy was a compassionate man who willingly helped ODL's employees, neighbors, and community. Even as we grew, we continued to count community involvement among our core values. Watching out for each other and for the neighborhood is an attitude still very much alive within the ODL family, whether that neighborhood is Zeeland, Michigan, or Matamoras, Mexico.

A solid business with a strong workforce can also stand some risk, and ODL is not adverse. Advances in technologies, processes, and materials mean growth, even if there is risk associated with it.

Today, with Larry's son Jeff at the helm, we keep our sights on what's ahead and take risks.

It is how we grow, innovate, and add value for our customers.

Solid, soft, and risky. Traits that shape our relationships with each other and our commitments to our customers. And how we build value into building products.





Commitment and responsibility

...keep ODL working hard and exploring new opportunities.

ODL is committed to building quality into the products we make and the services we extend. Quality takes form in the construction and material choices of our home building products, but also in the experiences our customers, employees, and business partners have when doing business with ODL. **We take pride both in what we do and how we do it.**

We're also committed to keeping our sights on what's ahead and taking opportunities to build our business and grow our product offering. Research and user testing helps us anticipate consumer needs and design trends.

Carrollton

Full Doorlight 686-CRL

We're committed to providing our customers with innovative products that improve their homes.

FRESH NEW IDEAS

6-7

NEW SPOTLIGHTS™ Doorglass8-11

NEW YOUR DOOR STYLIZER™ 12-13
Create Your Dream Entryway

NEW ON HAND™ 14-17
In-Door Storage & Communication System

NEW Decorative Glass Designs 18

TriSYS® Frame 19

About Decorative Doorglass 20-21

NEW Custom Doorglass Program 22-23

ECLECTIC STYLE PAGES 24-29


ARAGON
PAGE 25



MOHAVE
PAGES 26-27



BELLFLOWER
PAGES 28-29




4

CRAFTSMAN STYLE PAGES 44-57

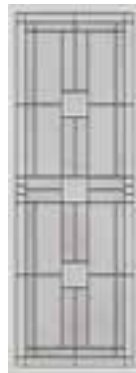
GREENFIELD
PAGES 46-47



OAK PARK
PAGES 48-49



MONTEREY
PAGES 50-51



PRAIRIE BEVEL
PAGES 52-53



MADISON
PAGES 54-55




TOPAZ
PAGES 56-57




OLD WORLD STYLE PAGES 82-99

VERANDA
PAGES 84-85



PARIS
PAGES 86-87



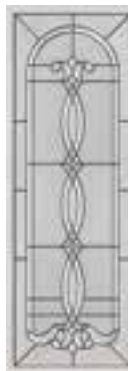
CATALINA
PAGES 88-89




JACINTO
PAGE 90-91



AVANT
PAGE 92-93



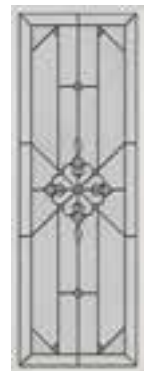
MEDITERRANEAN
PAGES 94-95



ELEGANT
STAR
PAGES 96-97



NEW
MEDALLIA
PAGES 98-99



CONTEMPORARY STYLE PAGES 30-43

ARRAY™
PAGES 32-33



ENTROPY
PAGES 34-35




DELRAY
PAGES 36-37




IMPRESSIONS
PAGES 38-39



RADIANT HUES
PAGES 40-41



SIMPLICITY
PAGES 42-43




CLASSIC STYLE PAGES 58-81


CADENCE
PAGES 60-61



EXPRESSIONS
PAGES 62-63



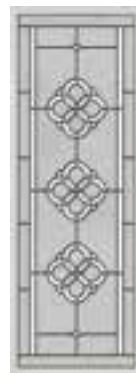
LEGACY MASTER
PAGES 64-65



NEW
PIÑA
PAGES 66-67



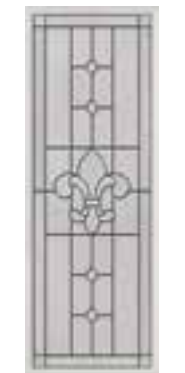
NEW
TIERNA
PAGES 68-69



HEIRLOOMS
PAGES 70-71



CARROLLTON
PAGE 72



BRISTOL
PAGE 73



CLASSIC STYLE CONTINUED

NOUVEAU
PAGES 74-75



GRACE
PAGES 76-77



MAJESTIC
PAGES 78-79



TRIPOLI
PAGE 80



TRACE
PAGE 81



PRODUCTS FOR THE HOME

Severe Weather Doorglass	100-107
Enclosed Blinds	108-112
Simulated Divided Lights	114-115
Privacy Glass Series	116-119
Grilles Between Glass	119-125
Vents	126
Cut Crystal	127
Clear & External Grilles	128-131
More about ODL Products.....	132-140




ON HAND
Storage Side



ON HAND
Communication Side



INNOVATIVE
Spotlights Doorglass



RESEARCH
Glass Designs
and Caming Choice



Spotlights - Chain Link
(4) Model 841 units

Research, design, improve, innovate

This is what ODL does

7

Understanding market and economic trends, home and fashion styles, regional and generational patterns is key to ODL's leadership in the industry. Research is also key to ODL innovation, whether it is the materials that go into our products, the technologies that help to build them, or discovering new markets.

TriSYS® Frame System brought improvement and innovation to what had been a standard doorglass frame approach. It's still unique in our industry.

Spotlights™ Doorglass is designed for homeowners who appreciate architectural history and good design; it reflects a growing trend for historically authentic home renovations.

ON HAND™ In-Door Storage and Communication System introduced a new product direction and a solution to an unmet market need.

We continue to keep an eye on what's new and apply our industry experience and design expertise to offer quality products that meet consumers' demands and stand the test of time.

Spotlights™

D O O R G L A S S

Authentic Design for the Architecture Enthusiast

Introducing Spotlights™ Doorglass by ODL®


We like to think of your entry door as the spotlight to your home. It says a lot about you and your eye for detail in every aspect of your home's design.



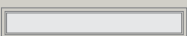


8

True to Form

Materials recall those used in home construction from the 1920's on. Clear, cubed, frosted glass, and perforated metal connect to architecture and home design. The white, modern profile PVC frame can be painted to match your new door design. Mix and match glass textures, metal, and size models to create your own unique configuration.



MODEL	SHAPE	SIZE	CLEAR	FROSTED	CUBED	CHAIN LINK
840		12"x 12"	●	●	●	●
841		7-1/2"x 7-1/2"	●	●	●	●
842		22"x 3-1/2"	●	●	●	●



CLEAR GLASS (10) Model 842 units

Spotlights doorglass provides you the flexibility to achieve your design goals and heighten your home's curb appeal.

Mix and match shapes, sizes and doorglass textures to achieve the unique look you desire.

Mix & Match



Cubed Glass
(1) Model 842 unit



Chain Link Glass
(4) Model 841 units

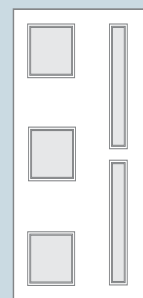

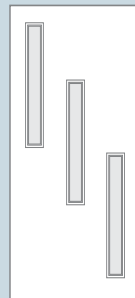
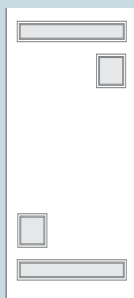



Clear Glass
(5) Model 842 units



Frosted Glass
(4) Model 840 units

CONFIGURATION
POSSIBILITIES:



Spotlights™

D O O R G L A S S

Authentic Design for the Architecture Enthusiast

If you're inspired by the character of your home, Spotlights doorglass is for you.

Spotlights is designed for homeowners who appreciate the history of architecture and the spirit of good design. Spotlights puts a focus on the growing trend for renovations and remodels that are done with class and top-notch materials and provides a doorglass solution that is constructed with the performance features and sense of unique style that savvy homeowners want.

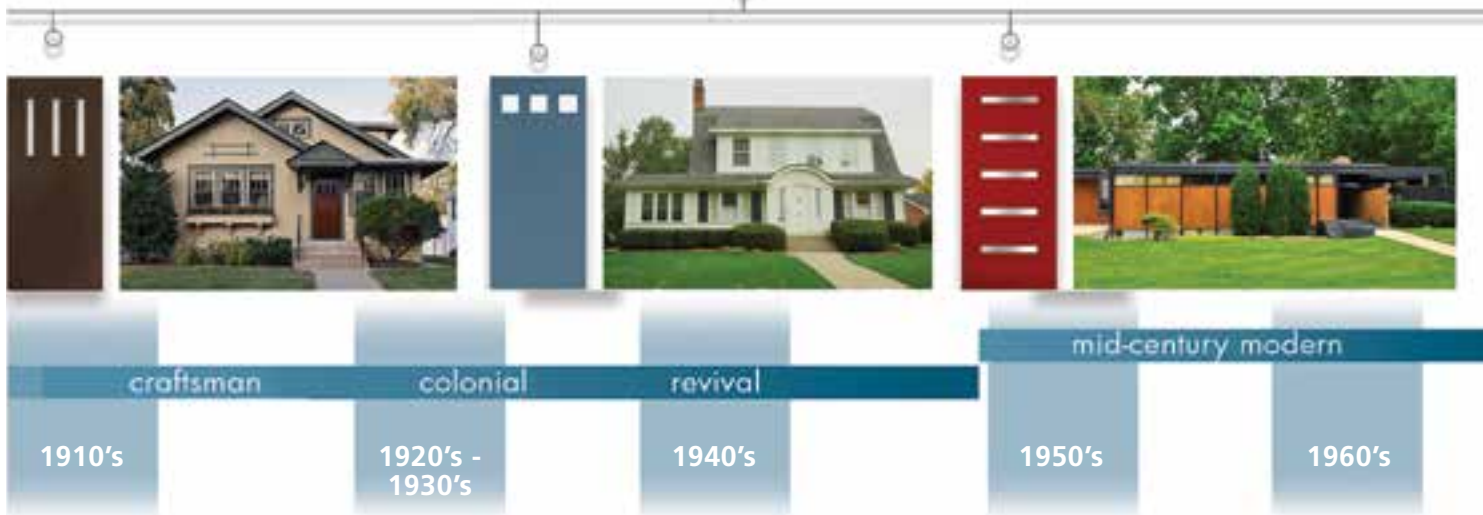
10

Keep it Real

True to Form

Spotlights offers authentic designs that fit the style of your home, whether Craftsman, Georgian Revival, Mid-Century Ranch, Dutch Colonial, Bungalow, or Contemporary. With Spotlights, you can keep your home true to its roots and also heighten its curb appeal.

TIMELINE: U.S. HOUSING STYLES



Keep It Real

Spotlights doorglass takes an honest approach to materials and design. Clear, cubed, and frosted glass; perforated metal inserts; and flush frame profiles provide the clean, uncluttered, and functional characteristics you're looking for in your home.

Fit the Bill

Spotlights gives you options that make it easier to meet your renovation or construction goals. Choices in doorglass styles, shapes, sizes, and configurations give you design and price flexibility. Spotlights speaks to your design smarts without breaking your budget.

Heighten the Performance

Insulated glass and a well-constructed frame unit make Spotlights doorglass an energy-efficient choice. Design the level of privacy you'd like in your entry door as well as the level of visibility and natural light into your home. Spotlights includes small and large sizes, horizontal and vertical shapes, and options for the number, orientation, and type of doorglass.



SCAN WITH YOUR
SMARTPHONE or go to
odl.com/spotlights2014cat

Fit the Bill

11

Put the spotlight on:

Your style. Your price. Your architectural expression.

Your sense of design history. Your memories of homes you grew up in.

Your entry door. Your home.



ranch

1970's

split-level

1980's

suburban modern

1990's

eclectic

2000's

and beyond

YOUR DOOR STYLIZER™ is a tool that lets homeowners create their dream entryway.

Users can upload a photo of their home or choose a home from the sample gallery to customize their entryway in one of the project options: replace glass, add glass or replace your door. Users then progress through a series of steps to select the doorglass style or option that best suits their needs.

Learn more at ODL.com

SCAN WITH YOUR
SMARTPHONE or go to
odl.com/stylizer2014cat



Before and After



**REPLACE
GLASS**
IN YOUR DOOR



**ADD
GLASS**
IN YOUR DOOR



**REPLACE
YOUR DOOR**



After: MOHAVE
Full Doorlight 686-MOH

Before:
6-Panel Fiberglass Door





BEFORE
6-Panel Door with Clear Sidelights

With the
YOUR DOOR STYLIZER™
your dream entryway
is only steps away.

A beautifully designed entry sets the stage for the rest of the home. It tells the world something about who you are. And creates a welcoming passage from public space to private abode. Nothing does that better than handcrafted doorglass. It's a wise investment that improves the look and value of your home and adds beauty to everyday living.



AFTER: Grace
Full Doorlight 686-GRC
Full Sidelights 690-GRC

Consumer research shows that homeowners and non-homeowners believe that decorative doorglass enhances a homes appearance and value.



In-Door Storage and Communication System

ON HAND is a game changing innovation that provides built-in storage and a customizable communication system. With the ON HAND In-Door Storage and Communication System, you now have an opportunity to take part in the growing storage and organization market. It's as simple as starting with ODL innovation and an interior door.



SCAN WITH YOUR
SMARTPHONE or go to
odl.com/onhand2014cat



ON HAND's storage cabinet is an adjustable, flexible, organized system of four shelves, support bar and three hooks that work together to hold items of countless shapes and sizes. The support bar can be used with the hooks to hang light-weight items. Or use without the hooks as a retaining bar to keep taller items in place.

Store



Storage Side



Communication Side



Organize

ON HAND offers countless options for adjusting and customizing the shelves, support bar and hooks. Watch cluttered spaces become organized spaces so you can arrange and re-arrange items exactly the way you want them.

ON HAND starts with an interior door and transforms it into much, much more.



Storage Side



Communication Side

Unused spaces become storage spaces in areas where built-in storage is needed.

The ON HAND activity panel is a personal self-expression tool and is available in two options. Choose from the dry-erase writeable markerboard with deco board behind the glass or the magnetic chalkboard option. Both give you the opportunity to create, personalize and express your individuality.



Create and Communicate

ON HAND's activity panel is your home's communication central. Choose one of the activity panel options: the writable, erasable glass marker board with the deco display board or the magnetic chalkboard. Either offers you an approach for creative expression and communication.

To personalize the deco board, simply remove the glass marker board activity panel and engage your imagination. Create a visible scrapbook, a seasonally themed display, a photo album, a doodle board—the options are limitless.



Communication Side



Communication Side

Everything you need to get you storing, organizing, creating and communicating.

ON HAND Door Assembly

Begin by choosing the configuration that is right for your installation. Select the **ON HAND Door Assembly** if you require both a pre-hung door unit and the **ON HAND In-Door Storage and Communication System**.

Designed for customization and organization anywhere in the home.



How it works

Door Considerations

The ON HAND flush solid core interior door is a standard 6'8" high, 1-3/8" thick, and is offered in 28", 30", 32", 34", and 36" widths to fit your frame opening. The pre-hung door jamb comes in either a 4-9/16" flat or split version and is available with brass, nickel or patina hinges.

Pre-Hung Flat Jamb Door Solution




Pre-Hung Split Jamb Door Solution with Casing



System Components

ON HAND Door Assembly includes a pre-hung door and an **ON HAND In-Door Storage and Communication System**.

- (a) Cabinet
- (b) Cabinet Backer
- (c) Cassette Frame
- (d) 4 Shelves
- (e) 1 Support Bar
- (f) 3 Hooks
- (g-1) Glass Marker Board Activity Panel
- (h) Deco Board or
- (g-2) Magnetic Chalkboard Activity Panel



Our designs keep pace with consumer trends.

ODL looks at a variety of decorative elements for the home, from lighting and carpet, to fixtures and paint colors. This year's three additions to our decorative doorglass reflect current trends and buying patterns.


Subtle patinas and antiqued finishes are trends we're seeing. **Piña**, with its glowing pineapple-shaped bevel cluster, is an international symbol of hospitality, and has an antique brass finish—a first for ODL decorative doorglass. Another popular design trend features soft forms and repeating patterns, which is evident in **Tierna's** soft geometrics and patterns. Its Celtic intertwining knot design is accented in alabaster glass. **Medallia's** medallion design is reminiscent of architectural applications such as moulding, tiles, and decorative ceilings. Its gently curved design is framed in a patina finish.

18


New this year



Piña
PAGES 66-67



Tierna
PAGES 68-69



Medallia
PAGES 98-99



Form meets function through innovation.

Our TriSYS Frame System is one of the ways we build quality into our building products. Its unique three-frame design is built for high performance against extreme temperatures and is air- and water-tight. Assembly is easy, requiring minimal time, and its dry glaze seal eases replacement as well. Its clean design keeps an entry door looking neat and free of screw holes and adhesive residue. TriSYS can be painted or stained. The frame system is designed to fit standard glass and door cutout sizes.

See page 133 for more information.

Mohave Glass Design
Mohagany TriSYS Doorglass Frame



SCAN WITH YOUR
SMARTPHONE or go to
odl.com/trisys2014cat

We know Doorglass.

For nearly 70 years, ODL has specialized in Doorglass. That experience is evident in the quality of handcrafted glass, cut and shaped in a range of styles to match a diversity of homeowner's design preferences across the country. ODL's experience is also reflected in the quality of doorglass construction: two panels of tempered safety glass, insulated for air- and water-tight performance.

When you look at any one of our decorative doorglass products, you see a cohesive design, but many individual elements come together to create that design.



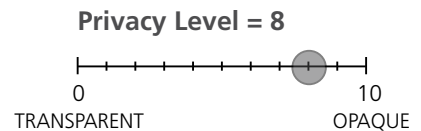
Here are some of the things you need to consider when making your doorglass selection.

Decorative Doorglass

Light & Privacy Levels

Each doorglass design varies in the amount of light it transfers and privacy it affords. We assign a numerical privacy level to each doorglass, from a 0 for low-privacy transparent glass to a 10 for high-privacy opaque glass.

Do you want more natural light carried through the doorglass?
What level of privacy or openness do you want in your doorglass?



Glass Textures

The texture and surface of handcrafted glass offers you aesthetic elements such as depth, dimension, and contrast. It also contributes to light and privacy levels.



Price Level

Homeowners can also select decorative doorglass in a price range that suits their budget. Four levels, from the higher range Group A to the lower range Group D, are offered based on doorglass design and materials.

What is your budget? Are you planning to invest long-term value in your home?

Architectural Style

Five distinct architectural styles are reflected in our decorative doorglass offering that reflect a home's architecture and décor.

Classic PAGES 58-81

Contemporary PAGES 30-43

Craftsman PAGES 44-57

Old World PAGES 82-99

and **Eclectic Collections** PAGES 24-29

What is the architectural style of your home?

What are your design preferences? Modern, traditional, or somewhere in-between?

Finishes

Doorglass finishes, also known as caming, refer to the metal work that joins together the glass elements. Finishes are an important consideration, as they contribute a good deal of the visual style of your doorglass design. We offer a wide selection of finishes for each design to give homeowners options for matching door hardware, light fixtures, or interior furnishings.

Do you prefer a bright metal finish or a matte finish?

Are you matching your doorglass finish to other elements of your door or home entryway?



Shapes, Sizes and Configurations

Our doorglass designs are offered in several sizes from a partial-view to a full-view glass door. We also offer sidelight and transom glass. A selection of shapes, as well, offers plenty of options on your design preference and amount of natural light you're looking for.

Are you replacing an existing doorglass with a new one of the same size?

Are you including matching sidelight and transom glass?

ODL24 Delivery Options


If you need your doorglass in a hurry, you can select from our ODL24 line. This offering features many of our most popular designs widely available in regional distribution centers around the country. ODL24 products typically ship within 24 hours of order placement.

Look for the ODL24 logo

at the bottom of each product page for glass and frame availability.

What region of the country do you live in?

Do you need your doorglass now?




ODL24

REGION	CODE	CAMING						SIDELIGHTS				TRANSOM
			607	949	686	919	612	493	422	694	690	516
ALLENTOWN	CD	Patina	▲	▲★	▲★	—	—	—	▲	—	▲★	—
ATLANTA	CD	Patina	▲●	▲●	▲●	▲●	—	—	▲●	▲●	—	—
DALLAS	CD	Patina	▲	▲	▲	▲	—	—	▲	▲	▲	—
MICHIGAN	CD	Patina	▲	▲	—	—	—	—	—	▲	—	—
RENO	CD	Patina	●	●	●	—	—	—	●	●	●	—

Custom Doorglass Program

From selecting an existing doorglass design and modifying the finish, glass colors, or opacity level, to modifying the size, to adding new design features into an existing pattern, ODL has options.

Look for the Customize icon  to determine which designs can be customized.

We can also help when you have a great idea for your own unique design.

22

A spectrum of custom capabilities

Our custom program is scalable, flexible, and based on the spectrum of customer requests.

Standard Design



**Nouveau Design
Patina Caming**

**Modified Glass Textures
and Added Jewels**



**Nouveau Design
Nickel Caming**

**Modified Bevels,
Glass Textures and Color**



**Nouveau Design
Nickel Caming**

**Modified Caming
and Glass Textures**



**Nouveau Design
Copper and Nickel Caming**

We also offer a number of clear, colored, and textured privacy glass options for both standard and custom size doorglass. Choose from a variety of grille widths and colors to customize your Grilles Between Glass.

Choose a design from our offering or create your own.

When you want something uniquely your own.

YOUR FINISHED DOOR




Create a design

23

Turn your design into your signature doorglass.

YOUR CONCEPT DRAWING



Put your unique design interpretation on your front door.

Our Customer Service team is here to help you move quickly and smoothly through the design, quotation, ordering, and shipping process. Our broad offering of coming finishes, glass textures and colors will allow you to choose just the right details for your design.

Need some help?

Do you have a good idea for your doorglass, but aren't sure where to start? Our Customer Service Team will help you get started. Call us at 1.800.253.3900.

Designs that blur the lines

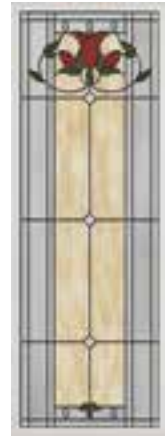
Aragon
Oil-Rubbed Bronze



Mohave
Oil-Rubbed Bronze



Bellflower
Patina



24

Eclectic

Celebrate your unique point of view. Our Eclectic Collection mixes and matches styles and genres, but always follows the fundamentals of good design.


This collection is for the homeowner who has diverse tastes and an eye for combining textures and patterns in interesting ways.



Blended Cultures
Combined Forms
Historical Elements

Aragon
Full Doorlight 686-AG
Full Sidelights 694-AG

Privacy Level = 7




ECLECTIC STYLE

Price Group A

- 1. Micro-Granite Glass
- 2. Granite Glass
- 3. Thin Reed Glass
- 4. Bronze Soft Wave Glass
- 5. Clear Bevels



OIL-RUBBED BRONZE CAMING



Aragon

25

©2008 ODL

Customize

Aragon



607-AG



422-AG



686-AG



694-AG
690-AG

Aragon captures the blended elements of our Eclectic Collection and your home's originality. The doorglass's intricate pattern is a weave of bevels, textures, and bronze shades, accented with an oil-rubbed bronze caming. Aragon offers a medium-high privacy level.



REGION	CODE	CAMING	DOORLIGHTS		SIDELIGHTS		
			607	686	422	694	690
ALLENTOWN	AG	Oil-Rubbed Bronze	—	—	—	—	—
ATLANTA	AG	Oil-Rubbed Bronze	—	▲	—	—	—
DALLAS	AG	Oil-Rubbed Bronze	—	—	—	—	—
MICHIGAN	AG	Oil-Rubbed Bronze	—	—	—	—	—
RENO	AG	Oil-Rubbed Bronze	—	—	—	—	—

Learn more about ODL24 on page 21.

▲ WHITE FRAME ● FP OAK FRAME ★ OAK FRAME † MAHOGANY FRAME — STANDARD LEAD TIME × NOT AVAILABLE




ECLECTIC STYLE

Price Group B



OIL-RUBBED BRONZE CAMING

Privacy Level = 7



- 1. Micro-Iced Granite Glass
- 2. Gray Soft Wave Glass
- 3. Bronze Soft Wave Glass
- 4. Pale Amber Soft Wave Glass
- 5. Clear Bevels
- 6. Streamed Glass
- 7. Small Hammered Glass



Mohave

©2011 ODL

- Severe Weather Doorglass
- Customize



684-MOH
672-MOH




607-MOH



686-MOH
687-MOH



612-MOH



493-MOH



692-MOH



422-MOH



694-MOH
690-MOH

ODL 24

REGION	CODE	CAMING	DOORLIGHTS						SIDELIGHTS				
			684	672	607	686	687	612	493	692	422	694	690
ALLENTOWN	MOH	Oil-Rubbed Bronze	—	—	—	—	—	—	—	—	—	—	—
ATLANTA	MOH	Oil-Rubbed Bronze	—	—	—	—	—	—	—	—	—	—	—
DALLAS	MOH	Oil-Rubbed Bronze	▲●★	▲●★	▲●★	▲●★	▲●★	▲●★	▲●★	▲●★	▲●★	▲●★	▲●★
MICHIGAN	MOH	Oil-Rubbed Bronze	—	—	—	—	—	—	—	—	—	—	—
RENO	MOH	Oil-Rubbed Bronze	●★	●★	●★	●★	●★	●★	●★	●★	●★	●★	●★

▲ WHITE FRAME ● FP OAK FRAME ★ OAK FRAME † MAHOGANY FRAME — STANDARD LEAD TIME × NOT AVAILABLE

Learn more about ODL24 on page 21.



Mohave

Full Doorlight 686-MOH

Shades of the desert accent your home's entrance door. A blend of amber, bronze, and gray shades and a mix of translucent, clear, and textured glass make a truly Eclectic statement. Mohave features an oil-rubbed bronze coming and medium-high privacy level.



ECLECTIC STYLE


Price Group C



PATINA CAMING

*Variation in color intensity, graining and swirl pattern make each handcrafted Bellflower design unique.

Privacy Level = 8



- 1. Clear Bevels
- 2. Yellow Swirl Glass*
- 3. Ruby Red Soft Wave Glass
- 4. Olive Soft Wave Glass
- 5. Thin Reed Glass
- 6. Hammered Glass



Bellflower



521-BLF



662-BLF



814-BLF*
866-BLF*
876-BLF*



607-BLF



686-BLF

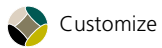


422-BLF



694-BLF
690-BLF
819-BLF*


©2010 ODL



* Model 800 series Craftsman frames have a flat profile that is different from the traditional profile. Please note this when matching with sidelights.



REGION	CODE	CAMING	DOORLIGHTS						SIDELIGHTS			TRANSOM	
			662	814	866	876	607	686	422	694	690	819	521
ALLENTOWN	BLF	Patina	—	—	—	—	—	—	—	—	—	—	—
ATLANTA	BLF	Patina	—	—	—	—	—	▲	—	—	—	—	—
DALLAS	BLF	Patina	—	—	—	—	—	—	—	—	—	—	—
MICHIGAN	BLF	Patina	▲	★	—	—	—	▲	—	▲	▲	★	—
RENO	BLF	Patina	—	—	—	—	—	—	—	—	—	—	—



Bellflower
3/4 Doorlight 607-BLF
Full Sidelights 690-BLF

Bright bursts of color and patina coming make Bellflower a perfect fusion of tradition and surprise and also a cheerful addition to your home. The Eclectic design offers a medium-high privacy level.



30

Radiant Hues
Nickel Caming



Impressions



Delray
Full Doorlight 686-DRY

ARRAY™
Light Control System



Entropy
Black Chrome




Delray
Nickel or Patina



Impressions **Radiant Hues**
Nickel



Simplicity
Frosted & Grooved



Contemporary

31

Refreshing styles for today

Our Contemporary Collection is for the homeowner who lives in the now.

The collection reflects a modern design sensibility with its sleek styles and sculptural forms, quiet patterns and bold statements—all with an appropriately contemporary twist. Perfect for keeping your home's entryway fresh and current.

Modern • Contemporary • Urban Loft • Minimalist

ARRAY™

Light Control System

CONTEMPORARY STYLE

Price Group A

ARRAY is part of our Contemporary Collection, yet its design and unique approach to light and privacy control defies categorization. If you appreciate minimalist design and honest use of materials, this is the choice for you.

Sliding aluminum panels let you control privacy and light levels with the turn of a knob.

ARRAY

32


©2012 ODG



Unlike anything on the market today, the innovative sliding slot pattern gives users control over the amount of light and privacy they desire. With a turn of a knob, the panels move from open to closed, and anywhere in between.

686-SLS





ARRAY

33

ARRAY Light Control System
Full Doorlight 686-SLS

Entropy

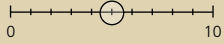
8/0 Full Doorlight 612-EN

8/0 Full Sidelights 493-EN (Left & Right)

Transom 516-CL

Sweeping, fluid forms define Entropy and your Contemporary design preferences. Circular patterns and black chrome caming add a dramatic flair, and clear, translucent, and textured glass provides a medium privacy level.

Privacy Level = 5



CONTEMPORARY STYLE

Price Group A

- 1. Clear Seedy Glass
- 2. Granite Glass
- 3. Clear Bevels
- 4. Clear Renaissance Glass




BLACK CHROME CAMING



Entropy

35

Entropy



493L-EN 612-EN 493R-EN



694L-EN 686-EN 694R-EN
690L-EN 687-EN 690R-EN

©2002 ODL


Customize



REGION	CODE	CAMING	DOORLIGHTS			SIDELIGHTS		
			612	686	687	493	694	690
ALLENTOWN	EN	Black Chrome	—	—	—	—	—	▲
ATLANTA	EN	Black Chrome	—	▲	—	—	—	—
DALLAS	EN	Black Chrome	▲	▲	—	—	—	▲
MICHIGAN	EN	Black Chrome	—	▲	—	—	—	—
RENO	EN	Black Chrome	▲	▲	●★	—	—	▲


Learn more about ODL24 on page 21.

▲ WHITE FRAME ● FP OAK FRAME ★ OAK FRAME † MAHOGANY FRAME — STANDARD LEAD TIME × NOT AVAILABLE



CONTEMPORARY STYLE

Privacy Level = 7



Price Group B




PATINA OR NICKEL CAMING

- 1. Gray Soft Wave Glass
- 2. Alabaster Glass
- 3. Micro-Iced Granite Glass
- 4. Small Hammered Glass
- 5. Clear Bevels




Delray



521-DRY



607-DRY



686-DRY



422-DRY



694-DRY
690-DRY



612-DRY



493-DRY

Severe Weather Door Glass

Customize



			DOORLIGHTS			SIDELIGHTS			TRANSOM	
REGION	CODE	CAMING	607	686	612	422	694	690	493	521
ALLENTOWN	DRYP	Patina	—	—	—	—	—	—	—	—
	DRYN	Nickel	▲●★	▲●★	—	▲●★	▲●★	▲●★	—	▲●★
ATLANTA	DRYP	Patina	—	▲●★	—	★	—	★	—	—
	DRYN	Nickel	—	—	—	—	—	—	—	—
DALLAS	DRYP	Patina	▲●★	▲●★	—	▲●★	▲●★	▲●★	—	—
	DRYN	Nickel	—	—	—	—	—	—	—	—
MICHIGAN	DRYP	Patina	—	—	—	—	—	—	—	—
	DRYN	Nickel	▲★	▲★	▲★	▲★	▲★	▲★	▲★	▲★
RENO	DRYP	Patina	●★	●★	●★	●★	●★	●★	●★	●★
	DRYN	Nickel	—	—	—	—	—	—	—	—





Delray
Full Doorlight 686-DRY

A sunny day in a quaint coastal Florida town is the inspiration for Delray. Its floral focal point is framed with a variety of sculptural glass shapes, textures, and choice of nickel or patina caming. Welcome your guests with this cheerful addition to your home. Delray's Contemporary design offers a medium-high privacy level.




©1999 ODL

-  Severe Weather Doorglass
-  Customize

CONTEMPORARY STYLE

Price Group B

Privacy Level = 7



1. Clear Bevels
2. Iced Granite Glass
3. Streamed Glass
4. Clear Renaissance Glass



Impressions



659-LI



684-LI



949-LI



REGION	CODE	DOORLIGHTS					SIDELIGHTS				TRANSOM
		659	684	949	686	612	493	692	694	690	507
ALLENTOWN	LI	▲	▲	▲	▲	—	—	—	▲	▲	—
ATLANTA	LI	▲	▲	▲●	▲●	▲	—	▲	▲●	—	—
DALLAS	LI	▲●	▲●	▲●	▲●	—	—	▲●	▲●	▲●	—

Learn more about ODL24 on page 21. ▲ WHITE FRAME ● FP OAK FRAME ★ OAK FRAME + MAHOGANY FRAME — STANDARD LEAD TIME × NOT AVAILABLE



Impressions

Full Doorlight 686-LI

Full Sidelights 694-LI

First impressions are lasting impressions. And with Impressions doorglass, they also communicate your design panache and your home's Contemporary aesthetic. Sweeping floral patterns create a beautiful entryway and provide a medium-high privacy level.



686-LI



612-LI



493-LI



692-LI



694-LI
690-LI



507-LI



		DOORLIGHTS					SIDELIGHTS					TRANSOM
REGION	CODE	659	684	949	686	612	493	692	694	690	507	
MICHIGAN	LI	▲	▲	▲●	▲	—	—	▲	▲	—	—	
RENO	LI	▲●	▲●	▲●	▲●	▲●	▲●	▲●	▲●	▲●	—	


Learn more about ODL24 on page 21. ▲ WHITE FRAME ● FP OAK FRAME ★ OAK FRAME † MAHOGANY FRAME — STANDARD LEAD TIME × NOT AVAILABLE



©2000 ODL

CONTEMPORARY STYLE

Privacy Level = 3



Price Group C



NICKEL CAMING

- 1. Clear Bevels
- 2. Clear Renaissance Glass
- 3. Gray Renaissance Glass




Radiant Hues

Severe Weather Doorglass

Customize



517-RA



507-RA
521-RA



632-RA



662-RA



684-RA
672-RA



607-RA



REGION	CODE	CAMING	DOORLIGHTS									SIDELIGHTS				TRANSOMS			
			632	662	684	672	607	949	686	687	612	493	692	422	694	690	517	507	521
ALLENTOWN	RA	Nickel	—	—	▲	—	—	★	—	—	—	—	▲	—	—	★	—	—	—
ATLANTA	RA	Nickel	▲	—	▲	—	—	▲●	▲	—	—	—	▲	▲	▲●	—	—	—	—
DALLAS	RA	Nickel	▲	—	▲	—	—	▲	—	—	—	—	▲	—	▲	—	—	—	—



Radiant Hues

3/4 Oval Doorlight 949-RA

3/4 Sidelights 422-RA

Radiant Hues appeals to your appreciation for both striking and subtle design. Geometric grids, beveled prisms, and a nickel finish give your entryway a Contemporary and quiet elegance. Radiant Hues has a medium-low privacy level.



949-RA



686-RA
687-RA



612-RA



493-RA



692-RA



422-RA



694-RA
690-RA

ODL 24

REGION	CODE	CAMING	DOORLIGHTS									SIDELIGHTS				TRANSOMS			
			632	662	684	672	607	949	686	687	612	493	692	422	694	690	517	507	521
MICHIGAN	RA	Nickel	▲	—	▲	—	—	—	—	▲	—	—	—	▲	—	▲	—	—	—
RENO	RA	Nickel	▲	▲●	▲	●★	—	▲	—	—	—	—	—	▲	—	▲	—	—	—

Learn more about ODL24 on page 21. ▲ WHITE FRAME ● FP OAK FRAME ★ OAK FRAME † MAHOGANY FRAME — STANDARD LEAD TIME × NOT AVAILABLE

Simplicity


42

Simplicity

Full Doorlight 686-SM

The name says it all: A simple pattern of frosted and grooved glass creates a medium-high level of privacy and light diffusion while defining your style as Contemporary minimalist.

Privacy Level = 8



CONTEMPORARY STYLE

Price Group D

- 1. Frosted Glass
- 2. Grooved Glass



Simplicity

43

Simplicity



684-SM



692-SM



686-SM




694-SM
690-SM



REGION	CODE	CAMING	DOORLIGHTS		SIDELIGHTS		
			684	686	692	694	690
ALLENTOWN	SM	Frosted & Grooved	▲	▲	▲	—	▲
ATLANTA	SM	Frosted & Grooved	▲	▲	▲	▲	—
DALLAS	SM	Frosted & Grooved	▲	▲	▲	▲	▲
MICHIGAN	SM	Frosted & Grooved	—	—	—	—	—
RENO	SM	Frosted & Grooved	▲	▲	▲	▲	▲

Learn more about ODL24 on page 21.


▲ WHITE FRAME ● FP OAK FRAME ★ OAK FRAME + MAHOGANY FRAME — STANDARD LEAD TIME × NOT AVAILABLE



Prairie Bevel Glass Design
Patina Caming

Flat-profile Craftsman frame available in Oak-grain, Mahogany-grain and textured white frame options. Screw hole covers for Craftsman frame include both pyramid and domed designs.

* Model 800 series Craftsman frames are a flat profile that is different from the traditional profile. Please note this when matching with sidelights.




PYRAMID



DOMED

Craftsman




Oak Park
Half Doorlight 684-KP
Full Sidelights 690-KP


Greenfield
Oil-Rubbed Bronze



Oak Park
Patina



Monterey
Satin Nickel
or Patina



Madison
Nickel Vein
Wrought Iron



Prairie Bevel
Patina



Topaz
Patina



Craftsman

45

Natural style, crafted beauty


Our Craftsman Collection celebrates the art of handiwork and the beauty of natural materials. Each doorglass design expresses simplicity of form through balanced, geometric patterns that will blend gracefully with the inside and outside of your home.

Prairie • Arts & Crafts • Craftsman • Bungalow • Mission



CRAFTSMAN STYLE

Privacy Level = 7




Price Group A



OIL-RUBBED BRONZE CAMING


- 1. Pale Amber Soft Wave Glass
- 2. Olive Soft Wave Glass
- 3. Thin Reed Glass
- 4. Small Hammered Glass



Greenfield



521-GRF

 Severe Weather Doorglass

 Customize



814-GRF*
866-GRF*
876-GRF*



816-GRF*



684-GRF
672-GRF



* Model 800 series Craftsman frames are a flat profile that is different from the traditional profile. Please note this when matching with sidelights.

REGION	CODE	CAMING	DOORLIGHTS										SIDELIGHTS					TRANSOM
			814	866	876	816	672	684	607	686	687	612	493	422	694	690	819	521
ALLENTOWN	GRF	Oil-Rubbed Bronze	—	—	—	—	—	—	—	—	—	—	—	—	—	—	—	—
ATLANTA	GRF	Oil-Rubbed Bronze	—	—	—	—	●	—	—	▲	▲	●	●	—	—	—	—	—
DALLAS	GRF	Oil-Rubbed Bronze	—	—	—	—	—	—	▲	▲	—	—	—	▲	▲	▲	—	—



Greenfield

8 Foot 3/4 Doorlight 686-GRF
8 Foot 3/4 Sidelight 690-GRF

Hints of color within a simple geometric pattern create a subtle and warm welcome to your home. The oil-rubbed bronze casing reinforces Greenfield's handcrafted Craftsman design. Greenfield offers a medium-high privacy level.



607-GRF



686-GRF
687-GRF



612-GRF



493-GRF



422-GRF



694-GRF
690-GRF



819-GRF*



* Model 800 series Craftsman frames are a flat profile that is different from the traditional profile. Please note this when matching with sidelights.

REGION	CODE	CAMING	DOORLIGHTS										SIDELIGHTS				TRANSOM		
			814	866	876	816	672	684	607	686	687	612	493	422	694	690	819	521	
MICHIGAN	GRF	Oil-Rubbed Bronze	★	—	—	—	—	—	—	—	▲	—	▲★	▲★	—	▲	▲	★	—
RENO	GRF	Oil-Rubbed Bronze	—	—	—	—	●★	▲●	▲●	▲●	—	—	—	▲●	—	—	▲●	—	—



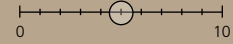
CRAFTSMAN STYLE

Price Group B



PATINA CAMING

Privacy Level = 5



- 1. Clear Bevels
- 2. Crinkle Glass
- 3. Thin Reed Glass
- 4. Seedy Glass



Oak Park

Customize



507-KP
521-KP



814-KP*
866-KP*
876-KP*



816-KP*



819-KP*



684-KP



* Model 800 series Craftsman frames are a flat profile that is different from the traditional profile. Please note this when matching with sidelights.

REGION	CODE	CAMING	DOORLIGHTS									SIDELIGHTS					TRANSOMS		
			814	866	876	816	684	607	686	687	612	493	692	422	694	690	819	507	521
ALLENTOWN	KP	Patina	+	+	-	+	▲	-	-	-	-	-	▲	-	-	-	+	-	-
ATLANTA	KP	Patina	★	-	-	-	▲●	▲●	▲●	★	-	-	-	●	▲●	-	-	-	▲
DALLAS	KP	Patina	+	-	-	-	▲●	▲●	▲●	-	-	-	▲●	▲●	▲●	▲●	-	-	-

Oak Park

Half Light 684-KP
Full Sidelights 694-KP

When you think Craftsman style, you're thinking Oak Park. A patina caming and handcrafted, textured glass create a striking geometric pattern reminiscent of Arts and Crafts design. Four glass textures create a bright entryway and medium privacy level.



607-KP



686-KP
687-KP



612-KP



493-KP



692-KP



422-KP



694-KP
690-KP

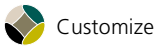


* Model 800 series Craftsman frames are a flat profile that is different from the traditional profile. Please note this when matching with sidelights.

REGION	CODE	CAMING	DOORLIGHTS									SIDELIGHTS					TRANSOMS		
			814	866	876	816	684	607	686	687	612	493	692	422	694	690	819	507	521
MICHIGAN	KP	Patina	★†	★†	—	†	▲	▲●	▲	—	—	—	▲	—	▲	—	★†	—	—
RENO	KP	Patina	★	—	—	—	●	●	●	—	—	—	●	●	●	●	—	—	—


Learn more about ODL24 on page 21. ▲ WHITE FRAME ● FP OAK FRAME ★ OAK FRAME † MAHOGANY FRAME — STANDARD LEAD TIME × NOT AVAILABLE

©2007 ODL



CRAFTSMAN STYLE

Privacy Level = 7




Price Group B



PATINA OR SATIN NICKEL
CAMING

- 1. Clear Bevels
- 2. Granite Glass
- 3. Micro-Granite Glass



Monterey



507-MO



814-MO*
866-MO*
876-MO*



816-MO*



NEW 684-MO



607-MO



686-MO



422-MO



694-MO
690-MO



819-MO*

* Model 800 series Craftsman frames are a flat profile that is different from the traditional profile. Please note this when matching with sidelights.

REGION	CODE	CAMING	DOORLIGHTS						SIDELIGHTS				TRANSOM	
			814	866	876	816	684	607	686	422	694	690	819	507
ALLENTOWN	MOSN	Satin Nickel	—	—	—	—	—	—	—	—	—	—	—	—
	MOP	Patina	—	—	—	—	—	—	—	—	—	—	—	—
ATLANTA	MOSN	Satin Nickel	—	—	—	—	—	—	—	—	—	—	—	—
	MOP	Patina	—	—	—	—	—	—	—	—	—	—	—	—
DALLAS	MOSN	Satin Nickel	—	—	—	—	▲●	▲●	▲●	▲●	▲●	▲●	—	—
	MOP	Patina	—	—	—	—	▲●	▲●	▲●	▲●	▲●	▲●	—	—
MICHIGAN	MOSN	Satin Nickel	—	—	—	—	—	—	—	—	—	—	—	—
	MOP	Patina	—	—	—	—	—	—	—	—	—	—	—	—
RENO	MOSN	Satin Nickel	—	—	—	—	—	—	—	—	—	—	—	—
	MOP	Patina	—	—	—	—	—	—	—	—	—	—	—	—



Monterey

Full Doorlight 686-MOSN

Full Sidelights 690-MOSN

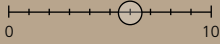
Monterey offers Craftsman design elements and a bit of modern style to your home's entrance. Clear bevels provide visibility, yet the translucent, textured glass offers a medium-high privacy level. Patina and satin nickel give you coming options to complement your door hardware.

Prairie Bevel

Craftsman Doorlight 814-PR
Full Craftsman Sidelights 819-PR

Prairie Bevel's chevron design and patina coming give a nod to an authentically American style called Prairie. This Craftsman Collection member features translucent textures and clear bevels. Prairie Bevel offers a medium level of privacy.

Privacy Level = 6



CRAFTSMAN STYLE

Price Group C

- 1. Thin Reed Glass
- 2. Granite Glass
- 3. Clear Bevels
- 4. Eaton Glass



PATINA CAMING



Prairie Bevel

53

©2005 ODL

Customize

Prairie Bevel



814-PR*
866-PR*
876-PR*



816-PR*



684-PR



607-PR



686-PR
687-PR



692-PR



422-PR



694-PR
690-PR



819-PR*

ODL 24

* Model 800 series Craftsman frames are a flat profile that is different from the traditional profile. Please note this when matching with sidelights.

REGION	CODE	CAMING	DOORLIGHTS							SIDELIGHTS					
			814	866	876	816	684	607	686	687	692	422	694	690	819
ALLENTOWN	PR	Patina	—	—	—	—	—	—	—	—	—	—	—	—	—
ATLANTA	PR	Patina	—	—	—	—	—	—	—	—	—	—	—	—	—
DALLAS	PR	Patina	—	—	—	—	—	—	—	—	—	—	—	—	—
MICHIGAN	PR	Patina	★	★	—	—	▲	▲	—	—	—	—	—	—	★
RENO	PR	Patina	—	—	—	—	—	—	—	—	—	—	—	—	—

Learn more about ODL24 on page 21.

▲ WHITE FRAME ● FP OAK FRAME ★ OAK FRAME + MAHOGANY FRAME — STANDARD LEAD TIME × NOT AVAILABLE




©2007 ODL

CRAFTSMAN STYLE

Price Group C

Privacy Level = 9



NICKEL VEIN
WROUGHT IRON

1. Micro-Cubed Glass



Madison

Customize (Glass Texture Only)



607-MI



686-MI
687-MI



612-MI



493-MI



422-MI



694-MI
690-MI

ODL 24

* Model 800 series Craftsman frames are a flat profile that is different from the traditional profile. Please note this when matching with sidelights.

REGION	CODE	CAMING	DOORLIGHTS								SIDELIGHTS				
			814	866	876	816	607	686	687	612	493	422	694	690	819
ALLENTOWN	MI	Nickel Vein Wrought Iron	—	—	—	—	—	—	—	—	—	—	—	—	—
ATLANTA	MI	Nickel Vein Wrought Iron	—	—	—	—	—	—	—	—	—	—	—	—	—
DALLAS	MI	Nickel Vein Wrought Iron	—	—	—	—	—	—	—	—	—	—	—	—	—

Learn more about ODL24 on page 21.

▲ WHITE FRAME ● FP OAK FRAME ★ OAK FRAME † MAHOGANY FRAME — STANDARD LEAD TIME × NOT AVAILABLE



Madison

Madison
 Craftsman Doorlight 814-MI
 Craftsman Sidelights 819-MI

55

Renowned Craftsman architect Frank Lloyd Wright advocated that architecture should become one with its surrounding landscape. The Craftsman-inspired design of Madison's geometric pattern and its nickel vein wrought iron finish will fit the 'landscape' of your home and complement the special touches you've given it. Madison provides a high privacy level.



814-MI*



866-MI*



876-MI*



816-MI*



819-MI*



* Model 800 series Craftsman frames are a flat profile that is different from the traditional profile. Please note this when matching with sidelights.

REGION	CODE	CAMING	DOORLIGHTS								SIDELIGHTS				
			814	866	876	816	607	686	687	612	493	422	694	690	819
MICHIGAN	MI	Nickel Vein Wrought Iron	★	★	—	—	▲●	▲	—	—	—	▲●	▲	—	★
RENO	MI	Nickel Vein Wrought Iron	—	—	—	—	—	—	—	—	—	—	—	—	—


Learn more about ODL24 on page 21. ▲ WHITE FRAME ● FP OAK FRAME ★ OAK FRAME + MAHOGANY FRAME — STANDARD LEAD TIME × NOT AVAILABLE

Topaz

Craftsman Camber Top
Doorlight 816-TPZ

If you appreciate attention to detail, you'll like Topaz's subtle pops of color, focal bevel cluster, and patina coming. These 'jewels' combine to create a Craftsman-style doorglass that adds beauty to your home's entryway and a high level of privacy.

Privacy Level = 9





CRAFTSMAN STYLE

Price Group D

- 1. Thin Reed Glass
- 2. Clear Bevel
- 3. Bronze Soft Wave Glass
- 4. Micro-Granite Glass



PATINA CAMING



Topaz

57

©2010 ODL

Topaz

Severe Weather Doorglass

Customize



814-TPZ*
866-TPZ*
876-TPZ*

816-TPZ*

662-TPZ

684-TPZ
672-TPZ

607-TPZ

686-TPZ
687-TPZ

694-TPZ
690-TPZ
819-TPZ*

692-TPZ

422-TPZ




*Model 800 series Craftsman frames are a flat profile that is different from the traditional profile. Please note this when matching with sidelights.

REGION	CODE	CAMING	DOORLIGHTS									SIDELIGHTS					
			814	866	876	816	662	684	672	607	686	687	694	690	692	422	819
ALLENTOWN	TPZ	Patina	—	—	—	—	—	—	—	—	—	—	—	—	—	—	—
ATLANTA	TPZ	Patina	—	—	—	—	—	—	▲●★	—	▲	—	—	—	—	—	—
DALLAS	TPZ	Patina	—	—	—	—	—	▲	—	▲	▲	—	▲	▲	▲	▲	—
MICHIGAN	TPZ	Patina	★	★	—	—	▲	▲	—	—	▲	—	▲	▲	▲	—	★
RENO	TPZ	Patina	—	—	—	—	—	▲	●★	▲	▲	—	▲	▲	▲	▲	—


Expressions
Satin Nickel



Cadence
Patina



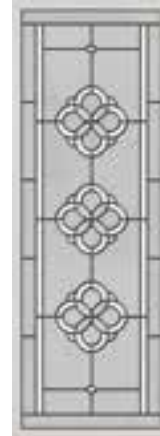
Legacy Master
Patina



NEW
Piña
Antique Brass



NEW
Tierna
Patina



Heirlooms
Brass or Satin Nickel



Classic



Carrollton Glass Design
Patina Caming



NEW **Tierna**
Glass Design
Patina Caming

Carrollton
Patina



Nouveau
Brass, Nickel or Patina



Bristol
Satin Nickel



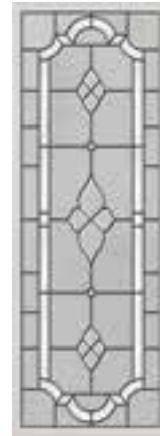
Grace
Nickel



Majestic
Brass, Nickel or Patina



Tripoli
Patina



Trace
Silkscreen



Classic

59

Time-honored designs

Fads come and go, but classic designs are always in style.

Our Classic Collection offers timeless masterpieces with traditional elements
such as floral designs and diamond patterns.

Choose from a rich variety of doorglass styles that will provide
enduring beauty and lasting value for your home.

Colonial • Victorian • Country • French Provincial • Traditional



Cadence

60



U.S. PATENT NO. D4827995

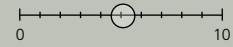
CLASSIC STYLE

Price Group A



PATINA CAMING

Privacy Level = 5



- 1. Clear Bevel Clusters
- 2. Hammered Glass
- 3. Ripple Glass



Cadence



516-CD

Severe Weather Doorglass

Customize



607-CD




949-CD



686-CD



919-CD



612-CD



493-CD



694-CD
690-CD



422-CD

ODL 24

REGION	CODE	CAMING	DOORLIGHTS					SIDELIGHTS				TRANSOM
			607	949	686	919	612	493	422	694	690	516
ALLENTOWN	CD	Patina	▲	▲	▲	—	—	—	▲	—	▲★	—
ATLANTA	CD	Patina	▲●	▲●	▲●	▲●	—	—	▲●	▲●	—	—
DALLAS	CD	Patina	▲	▲	▲	▲	—	—	▲	▲	▲	—
MICHIGAN	CD	Patina	▲	▲	—	—	—	—	—	▲	—	—
RENO	CD	Patina	●	●	●	—	—	—	●	●	●	—

▲ WHITE FRAME ● FP OAK FRAME ★ OAK FRAME + MAHOGANY FRAME — STANDARD LEAD TIME × NOT AVAILABLE Learn more about ODL24 on page 21.



Cadence
Full Doorlight 686-CD

As its name suggests, Cadence flows into floral-inspired bevel clusters defined with a patina coming that creates a bright and Classic entrance with a medium level of privacy.



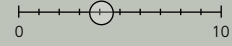
CLASSIC STYLE

Price Group A



SATIN NICKEL CAMING

Privacy Level = 4



- 1. Clear Bevels
- 2. Granite Glass
- 3. Gray Renaissance Glass



Expressions



521-EX



516-EX



684-EX



919-EX



607-EX

Severe Weather Doorglass

Customize



REGION	CODE	CAMING	DOORLIGHTS					SIDELIGHTS					TRANSOMS	
			684	919	607	686	612	493	692	422	694	690	521	516
ALLENTOWN	EXSN	Satin Nickel	—	—	—	—	—	—	—	—	—	★	—	—
ATLANTA	EXSN	Satin Nickel	—	—	▲●	▲●	▲	—	—	—	▲●	—	—	—
DALLAS	EXSN	Satin Nickel	▲	—	▲	▲	—	—	▲	▲	▲	▲	—	—



Expressions

Full Doorlight 686-EX
Full Sidelights 694-EX

Expressions offers the enduring style you value in your home's architecture. Classic deep bevel swirls and subtle gray accents will stand the test of time. Expressions comes in a satin nickel caming and offers a medium privacy level.



ODL 24

			DOORLIGHTS					SIDELIGHTS					TRANSOMS	
REGION	CODE	CAMING	684	919	607	686	612	493	692	422	694	690	521	516
MICHIGAN	EXSN	Satin Nickel	—	▲	—	▲	—	—	—	—	▲	—	—	—
RENO	EXSN	Satin Nickel	▲	—	▲	▲	▲	—	▲	▲	▲	▲	—	—

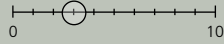
Legacy Master

Full Doorlight 686-LM

Full Sidelights 694-LM

If beauty is in the eye of the beholder, then Legacy Master is the choice for a homeowner who takes pride in detailed craftsmanship. Classic deep beveling transfers a stunning play of light throughout your entryway. The patina coming adds the perfect final touch. Legacy Master provides a medium-low privacy level.

Privacy Level = 3




CLASSIC STYLE

Price Group A



PATINA CAMING

- 1. Clear Bevel Clusters
- 2. Gray Renaissance Glass
- 3. Clear Renaissance Glass



U.S. PATENT NO. D637328

Customize

Legacy Master



506-LM
507-LM
521-LM



517-LM



684-LM



607-LM



949-LM



686-LM



612-LM



493-LM



692-LM



422-LM



694-LM
690-LM



REGION	CODE	CAMING	DOORLIGHTS					SIDELIGHTS				TRANSOMS				
			684	607	949	686	612	493	692	422	694	690	506	507	521	517
ALLENTOWN	LM	Patina	—	—	—	●	—	—	—	—	—	—	—	—	—	—
ATLANTA	LM	Patina	▲	▲	▲●	▲●	—	—	—	—	—	—	—	—	—	—
DALLAS	LM	Patina	▲	▲	▲	▲	—	—	▲	▲	▲	▲	—	—	—	—
MICHIGAN	LM	Patina	—	—	—	▲	—	—	—	—	—	—	—	—	—	—
RENO	LM	Patina	▲	▲	▲	▲	—	—	▲	▲	▲	▲	—	—	—	—

Learn more about ODL24 on page 21.

▲ WHITE FRAME ● FP OAK FRAME ★ OAK FRAME † MAHOGANY FRAME — STANDARD LEAD TIME × NOT AVAILABLE



©2014 ODL



CLASSIC STYLE

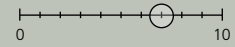
Price Group B



NEW

ANTIQUE BRASS CAMING

Privacy Level = 7



- 1. Seedy Glass
- 2. Micro-Granite Glass
- 3. Small Hammered Glass
- 4. Clear Bevels



NEW Piña



521-PNA



684-PNA



949-PNA



686-PNA



REGION	CODE	CAMING	DOORLIGHTS					SIDELIGHTS			TRANSOM
			684	949	686	612	493	692	694	690	521
ALLENTOWN	PNA	Antique Brass	▲●★	▲●★	▲●★	▲●★	▲●★	▲●★	▲●★	▲●★	—
ATLANTA	PNA	Antique Brass	▲●★	▲●★	▲●★	▲●★	▲●★	▲●★	▲●★	▲●★	—
DALLAS	PNA	Antique Brass	▲●★	▲●★	▲●★	▲●★	▲●★	▲●★	▲●★	▲●★	—

Learn more about ODL24 on page 21.

▲ WHITE FRAME ● FP OAK FRAME ★ OAK FRAME † MAHOGANY FRAME — STANDARD LEAD TIME × NOT AVAILABLE



Known around the world as a symbol of hospitality, the pineapple form takes on elegance in a cut bevel cluster framed in antique brass caming. Piña's Classic design offers a medium-high privacy level.



Piña

67

Piña

Full Doorlights 686-PNA



612-PNA



493-PNA



694-PNA
690-PNA



692-PNA



			DOORLIGHTS				SIDELIGHTS				TRANSOM
REGION	CODE	CAMING	684	949	686	612	493	694	690	692	521
MICHIGAN	PNA	Antique Brass	▲●★	▲●★	▲●★	▲●★	▲●★	▲●★	▲●★	▲●★	—
RENO	PNA	Antique Brass	▲●★	▲●★	▲●★	▲●★	▲●★	▲●★	▲●★	▲●★	—

Learn more about ODL24 on page 21.

▲ WHITE FRAME ● FP OAK FRAME ★ OAK FRAME † MAHOGANY FRAME — STANDARD LEAD TIME × NOT AVAILABLE



©2014 ODL



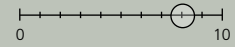
CLASSIC STYLE

Price Group B



PATINA CAMING

Privacy Level = 8



- 1. Granite Glass
- 2. Hammered Glass
- 3. White Alabaster Glass
- 4. Clear Bevels



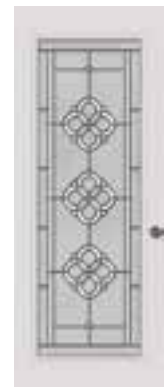
NEW Tierna



648-TRN



684-TRN



686-TRN



			DOORLIGHTS					SIDELIGHTS			
REGION	CODE	CAMING	648	684	686	607	949	422	692	694	690
ALLENTOWN	TRN	Patina	▲●★	▲●★	▲●★	▲●★	▲●★	▲●★	▲●★	▲●★	▲●★
ATLANTA	TRN	Patina	▲●★	▲●★	▲●★	▲●★	▲●★	▲●★	▲●★	▲●★	▲●★
DALLAS	TRN	Patina	▲●★	▲●★	▲●★	▲●★	▲●★	▲●★	▲●★	▲●★	▲●★



Tierna

Tierna

Full Doorlight 686-TRN
Full Sidelights 694-TRN

69

Tierna introduces Celtic charm to your home's entrance. Its endless knot design is a centuries-old symbol of timelessness and a gift for longevity and good luck. With alabaster glass accents and patina caming, Tierna truly is a Classic design. A textured surface offers a medium-high privacy level.



607-TRN



949-TRN



694-TRN
690-TRN



422-TRN



692-TRN



ODL 24

			DOORLIGHTS					SIDELIGHTS			
REGION	CODE	CAMING	648	684	686	607	949	422	692	694	690
MICHIGAN	TRN	Patina	▲●★	▲●★	▲●★	▲●★	▲●★	▲●★	▲●★	▲●★	▲●★
RENO	TRN	Patina	▲●★	▲●★	▲●★	▲●★	▲●★	▲●★	▲●★	▲●★	▲●★

Learn more about ODL24 on page 21.


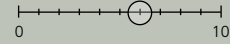
▲ WHITE FRAME ● FP OAK FRAME ★ OAK FRAME † MAHOGANY FRAME — STANDARD LEAD TIME × NOT AVAILABLE



CLASSIC STYLE

Price Group B

Privacy Level = 6



SATIN NICKEL OR BRASS
CAMING

1. Clear Bevel Clusters
2. Granite Glass
3. Glue Chip Glass



Heirlooms

Severe Weather Doorglass

Customize



632-HM



640-HM



659-HM



684-HM
672-HM



607-HM



949-HM

ODL24

REGION	CODE	CAMING	DOORLIGHTS											SIDELIGHTS					TRANSOMS						
			632	640	659	684	672	607	949	686	687	636	919	612	692	422	690	694	493	506	507	521	517	503	578
ALLENTOWN	HMSN	Satin Nickel	▲●	▲●	▲	▲	—	★	★	—	—	—	—	▲	★	▲★	▲●	—	—	—	—	—	—	—	—
	HMB	Brass	▲●	—	▲	▲★	—	★	▲★	★	—	—	▲	—	▲★	▲★	▲	—	—	—	—	—	—	—	—
ATLANTA	HMSN	Satin Nickel	▲●	▲	▲●	▲●	—	▲●★	▲●	▲●	★	—	▲●	—	▲●★	▲●★	▲	▲	—	—	—	—	—	—	—
	HMB	Brass	▲●	—	▲●	▲	▲●★	●	▲	▲●	▲●★	—	▲	—	▲	▲●	—	▲●	—	—	—	▲	—	—	—
DALLAS	HMSN	Satin Nickel	▲	▲	▲	▲	—	▲	▲	▲	—	▲	▲	—	▲	▲	▲	—	—	—	—	—	—	—	—
	HMB	Brass	—	—	—	—	—	—	—	—	—	—	—	—	—	—	—	—	—	—	—	—	—	—	—



Heirlooms

- Full Doorlight 686-HM
- Full Sidelights 694-HM
- Transom 503HM

The value you place on history makes Heirlooms your perfect choice. Its deeply cut bevels and satin nickel or brass caming create a Classic design that endures, just like the family treasures that lie within your home. Heirloom offers a medium privacy level.



506-HM
507-HM
521-HM



517-HM
Satin Nickel Only



532-HM



503-HM
578-HM



686-HM
687-HM



636-HM



919-HM



612-HM



493-HM



692-HM



422-HM



694-HM
690-HM



			DOORLIGHTS										SIDELIGHTS					TRANSOMS								
REGION	CODE	CAMING	632	640	659	684	672	607	949	686	687	636	919	612	493	692	422	694	690	506	507	521	517	503	578	532
MICHIGAN	HMSN	Satin Nickel	—	▲	▲	▲	—	▲●	▲●	—	—	—	—	—	—	▲	▲●	▲	▲	—	—	—	—	—	—	—
	HMB	Brass	—	—	▲	▲	—	▲●	▲	—	—	—	—	—	—	▲	▲●	▲	▲	—	—	—	—	—	—	—
RENO	HMSN	Satin Nickel	▲●	▲●	▲●	▲●	●★	▲●	▲●	▲●	●★	—	▲●	—	—	▲●	▲●	▲●	▲●	—	—	—	—	—	—	—
	HMB	Brass	—	—	—	—	—	—	—	—	—	—	—	—	—	—	—	—	—	—	—	—	—	—	—	—

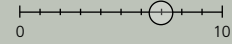
Learn more about ODL24 on page 21. ▲ WHITE FRAME ● FP OAK FRAME ★ OAK FRAME + MAHOGANY FRAME — STANDARD LEAD TIME × NOT AVAILABLE



©2011 ODL

CLASSIC STYLE

Privacy Level = 7



Price Group C



PATINA CAMING

- 1. Clear Soft Wave Glass
- 2. Double Glue Chip Glass
- 3. Clear Bevel Clusters



Carrollton

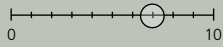
- Severe Weather Door glass
- Customize

Taking its name from an historic New Orleans neighborhood, Carrollton doorglass offers a Classic fleur-de-lis bevel cluster with patina coming.



			DOORLIGHTS					SIDELIGHTS				
REGION	CODE	CAMING	684	607	949	686	612	493	692	422	694	690
ALLENTOWN	CRL	Patina	—	—	—	—	—	—	—	—	—	—
ATLANTA	CRL	Patina	—	★	—	★	—	—	—	★	—	★
DALLAS	CRL	Patina	▲●★	▲●★	▲●★	▲●★	▲●★	▲●★	▲●★	▲●★	▲●★	▲●★
MICHIGAN	CRL	Patina	—	—	—	—	—	—	—	—	—	—
RENO	CRL	Patina	—	—	—	—	—	—	—	—	—	—

Privacy Level = 7




CLASSIC STYLE

Price Group C

- 1. Clear Bevel Clusters
- 2. Granite Glass
- 3. Hammered Glass
- 4. Clear Bevels



SATIN NICKEL CAMING



Bristol

73



506-BT

Bristol

Bristol will add the finishing touch to your home's Classic architecture. Satin nickel finishing softly defines Bristol's lines surrounded with hammered glass.

Customize



662-BT



684-BT



607-BT



949-BT



686-BT
687-BT



612-BT



493-BT



692-BT



422-BT



694-BT
690-BT



REGION	CODE	CAMING	DOORLIGHTS							SIDELIGHTS					TRANSOM
			662	684	607	949	686	687	612	493	692	422	694	690	506
ALLENTOWN	BT	Satin Nickel	—	—	▲	★	—	—	—	—	—	▲	—	—	—
ATLANTA	BT	Satin Nickel	—	▲	—	—	▲	—	▲	—	—	—	▲	—	—
DALLAS	BT	Satin Nickel	—	▲●	▲●	—	▲●	—	—	—	▲●	—	—	—	—
MICHIGAN	BT	Satin Nickel	▲	—	—	—	▲	—	—	—	—	—	▲	—	—
RENO	BT	Satin Nickel	—	●	●	●	●	—	—	—	●	●	—	●	—

Learn more about ODL24 on page 21.

▲ WHITE FRAME ● FP OAK FRAME ★ OAK FRAME + MAHOGANY FRAME — STANDARD LEAD TIME × NOT AVAILABLE

Nouveau

74



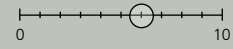
CLASSIC STYLE

PRICE GROUP C



PATINA, NICKEL OR BRASS
CAMING

Privacy Level = 6



1. Clear Bevel Clusters
2. Glue Chip Glass
3. Clear Bevels



Nouveau

Customize



640-MN



648-MN



659-MN



684-MN
672-MN



637-MN



607-MN

ODL 24

REGION	CODE	CAMING	DOORLIGHTS									SIDELIGHTS				TRANSOMS				
			640	648	659	684	672	637	607	949	686	687	919	692	422	694	690	507	521	578
ALLENTOWN	MNP	Patina	—	—	—	▲	—	—	—	—	—	—	—	—	—	—	★	—	—	—
	MNN	Nickel	—	▲●	▲	▲	—	▲	★	▲★	▲●★	—	▲	▲	★	▲	▲★	—	—	—
	MNB	Brass	—	—	—	▲	—	—	—	★	—	—	▲	—	★	—	—	—	—	—
ATLANTA	MNP	Patina	▲	▲	▲●	▲●★	—	▲	▲●	▲●	▲●★	★	▲	▲●	▲●	▲●	—	—	—	—
	MNN	Nickel	▲	▲	▲●	▲●	—	▲●	▲★	▲●★	▲●★	★	▲●	▲●	▲★	▲●	★	—	▲	—
	MNB	Brass	—	—	●	▲	—	—	—	▲●	▲	—	—	—	—	—	—	—	—	—
DALLAS	MNP	Patina	▲	▲	▲	▲	▲	▲	▲	▲	▲	▲	▲	▲	▲	▲	▲	—	—	—
	MNN	Nickel	▲	▲	▲	▲	▲	▲	▲	▲	▲	▲	▲	▲	▲	▲	▲	—	—	—
	MNB	Brass	▲	—	▲	▲	—	—	—	—	—	—	—	—	—	—	—	—	—	—

▲ WHITE FRAME ● FP OAK FRAME ★ OAK FRAME + MAHOGANY FRAME — STANDARD LEAD TIME × NOT AVAILABLE

Learn more about ODL24 on page 21.


Nouveau

Full Doorlight 686-MN
Full Sidelights 694-MN

Nouveau places a brilliant bevel cluster at its center and frames it with a Classic bevel and translucent glass design. Complement your door hardware or home colors with a choice of patina, nickel, or brass caming. Nouveau offers a medium level of privacy.



949-MN



686-MN
687-MN



919-MN



692-MN



422-MN



694-MN
690-MN



507-MN
521-MN



578-MN



REGION	CODE	CAMING	DOORLIGHTS										SIDELIGHTS			TRANSOMS			
			640	648	659	684	672	637	607	949	686	687	919	692	422	694	690	507	521
MICHIGAN	MNP	Patina	—	▲	—	▲	—	—	—	▲	▲	—	—	—	▲	—	—	—	—
	MNN	Nickel	▲	▲●	—	▲	—	▲●	●	▲●	▲	—	▲●	—	●	▲	—	—	—
	MNB	Brass	▲	▲●	—	▲	—	▲●	●	▲●	—	—	▲●	—	●	▲	—	—	—
RENO	MNP	Patina	▲	▲	▲	▲	●★	▲	▲	▲	▲	●★	▲	▲	▲	▲	—	—	—
	MNN	Nickel	▲	▲	▲	▲	●★	▲	▲	▲	▲	●★	▲	▲	▲	▲	—	—	—
	MNB	Brass	—	—	—	—	—	—	—	—	—	—	—	—	—	—	—	—	—

Learn more about ODL24 on page 21. ▲ WHITE FRAME ● FP OAK FRAME ★ OAK FRAME + MAHOGANY FRAME — STANDARD LEAD TIME × NOT AVAILABLE

Grace

76




CLASSIC STYLE

Price Group D



NICKEL CAMING

Privacy Level = 7



- 1. Granite Glass
- 2. Micro-Cubed Glass
- 3. Micro-Granite Glass
- 4. Clear Bevels



Grace



Severe Weather Door glass



Customize



648-GRC



659-GRC



632-GRC



684-GRC



607-GRC




949-GRC



			DOORLIGHTS									SIDELIGHTS				
REGION	CODE	CAMING	648	659	632	684	607	949	686	919	612	493	692	422	694	690
ALLENTOWN	GRC	Nickel	—	—	—	—	—	—	—	—	—	—	—	—	—	—
ATLANTA	GRC	Nickel	—	▲	—	—	—	—	—	—	—	—	—	—	—	—
DALLAS	GRC	Nickel	▲	▲	—	▲	▲	▲	▲	▲	—	—	▲	—	▲	▲

▲ WHITE FRAME ● FP OAK FRAME ★ OAK FRAME + MAHOGANY FRAME — STANDARD LEAD TIME × NOT AVAILABLE Learn more about ODL24 on page 21.



Grace

77

Accent your front door with the graceful styling of a bevel cluster. The Classic look of Grace includes a backdrop of glass textures and nickel caming. Grace offers a medium-high level of privacy.



686-GRC




919-GRC



612-GRC



493-GRC



694-GRC
690-GRC



422-GRC



692-GRC



			DOORLIGHTS									SIDELIGHTS				
REGION	CODE	CAMING	648	659	632	684	607	949	686	919	612	493	694	690	422	692
MICHIGAN	GRC	Nickel	▲●	—	—	▲	●	▲●	▲	▲●	—	—	▲	—	●	—
RENO	GRC	Nickel	▲	▲	—	▲	▲	▲	▲	▲	—	—	▲	▲	▲	▲

Learn more about ODL24 on page 21.

▲ WHITE FRAME ● FP OAK FRAME ★ OAK FRAME † MAHOGANY FRAME — STANDARD LEAD TIME × NOT AVAILABLE

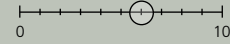
Majestic

78



CLASSIC STYLE

Privacy Level = 6




Price Group D



PATINA, NICKEL OR BRASS
CAMING

1. Glue Chip Bevels
2. Glue Chip Glass
3. Gray Soft Wave Glass



Majestic

Severe Weather Doorglass

Customize



640-ME



684-ME



637-ME
(brass or nickel only)



607-ME
(brass or nickel only)



686-ME
687-ME (brass or nickel only)

ODL 24

REGION	CODE	CAMING	DOORLIGHTS							SIDELIGHTS				TRANSOMS		
			640	684	637	607	686	687	612	493	692	422	694	690	507	521
ALLENTOWN	MEP	Patina	—	—	×	×	—	×	×	×	—	×	—	×	—	—
	MEN	Nickel	—	▲●	—	—	—	—	—	▲●	—	—	—	—	—	—
	MEB	Brass	—	▲	—	—	—	—	—	—	—	▲	—	—	—	—
ATLANTA	MEP	Patina	▲	▲●★	×	×	▲●★	×	×	×	—	×	▲●	—	×	—
	MEN	Nickel	—	▲●	▲	▲	▲●	▲●★	▲	▲	▲●	—	▲●	—	—	—
	MEB	Brass	▲	—	—	—	▲●	★	—	—	▲	—	▲	—	—	—
DALLAS	MEP	Patina	▲●	▲●	×	×	▲●	×	×	×	▲●	×	▲●	▲●	×	—
	MEN	Nickel	▲●	▲●	▲●	▲●	▲●	—	—	—	▲●	▲●	▲●	▲●	—	—
	MEB	Brass	—	—	▲●	▲●	—	—	—	—	▲●	—	—	—	—	—

▲ WHITE FRAME ● FP OAK FRAME ★ OAK FRAME † MAHOGANY FRAME — STANDARD LEAD TIME × NOT AVAILABLE

Learn more about ODL24 on page 21.



Majestic

Full Doorlight 686-ME
 Full Sidelights 694-ME
 Transom 521-ME

Majestic's formal pattern of bevels and glass, accented with gray shades, is the epitome of Classic design. Choices of patina, nickel, and brass caming complement your door's hardware. Majestic provides a medium level of privacy.



612-ME
(brass or nickel only)



493-ME
(brass or nickel only)



692-ME



422-ME
(brass or nickel only)



694-ME
690-ME



507-ME (brass or nickel only)
521-ME



578-ME



			DOORLIGHTS							SIDELIGHTS					TRANSOMS		
REGION	CODE	CAMING	640	684	637	607	686	687	612	493	692	422	694	690	507	521	578
MICHIGAN	MEP	Patina	—	—	×	×	—	×	×	×	—	×	—	—	×	—	—
	MEN	Nickel	—	▲	▲	▲	▲	—	—	—	▲	▲	▲	—	—	—	—
	MEB	Brass	▲	▲	▲	▲	▲	—	—	—	▲	▲	▲	—	—	—	—
RENO	MEP	Patina	▲●	▲●	×	×	▲●	×	×	×	▲●	×	▲●	▲●	×	—	—
	MEN	Nickel	▲●	▲●	—	—	▲●	●★	—	—	▲●	▲●	▲●	▲●	—	—	—
	MEB	Brass	—	—	—	—	—	—	—	—	—	—	—	—	—	—	—

Learn more about ODL24 on page 21. ▲ WHITE FRAME ● FP OAK FRAME ★ OAK FRAME † MAHOGANY FRAME — STANDARD LEAD TIME × NOT AVAILABLE



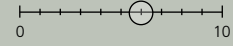
CLASSIC STYLE

Price Group D




PATINA CAMING

Privacy Level = 6



- 1. Glue Chip Glass
- 2. Alabaster Glass
- 3. Glue Chip Cluster Bevels



Tripoli



578-TP



521-TP

Customize

Tripoli is a Classic tradition at its best. An alabaster glass border frames an arrangement of delicate bevel clusters, all in a patina finish. Tripoli offers a medium level of privacy.



684-TP



607-TP



686-TP
687-TP




919-TP



692-TP



422-TP

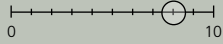


694-TP
690-TP



REGION	CODE	CAMING	DOORLIGHTS					SIDELIGHTS				TRANSOMS	
			684	607	686	687	919	692	422	694	690	521	578
ALLENTOWN	TP	Patina	—	—	—	—	—	▲	★	—	—	—	—
ATLANTA	TP	Patina	▲	▲	▲	—	▲	—	▲	▲	—	—	—
DALLAS	TP	Patina	▲	▲	▲	—	—	▲	▲	—	—	—	—
MICHIGAN	TP	Patina	▲	—	—	—	—	—	—	—	—	—	—
RENO	TP	Patina	▲●	▲●	▲●	—	—	▲●	▲●	—	—	—	—

Privacy Level = 8



CLASSIC STYLE

Price Group D

- 1. Light Gray Silkscreen
- 2. Clear Glass



Trace

81

Trace

The simplicity of Trace's styling creates a Classic touch to your home's entrance.
The softly etched glass provides you with a medium-high level of privacy.



684-TRC



949-TRC



686-TRC



919-TRC



694-TRC
690-TRC



692-TRC

©2010 ODL



REGION	CODE	CAMING	DOORLIGHTS				SIDELIGHTS		
			684	949	686	919	694	690	692
ALLENTOWN	TRC	Silkscreen	—	—	—	—	—	—	—
ATLANTA	TRC	Silkscreen	—	—	—	—	—	—	—
DALLAS	TRC	Silkscreen	—	—	—	—	—	—	—
MICHIGAN	TRC	Silkscreen	—	—	—	—	—	—	—
RENO	TRC	Silkscreen	—	—	—	—	—	—	—

Learn more about ODL24 on page 21. ▲ WHITE FRAME ● FP OAK FRAME ★ OAK FRAME + MAHOGANY FRAME — STANDARD LEAD TIME × NOT AVAILABLE



Avant Glass Design
Black Chrome Caming


Veranda
Wrought Iron-Inspired



Paris
Patina



Jacinto
Wrought Iron



Old World

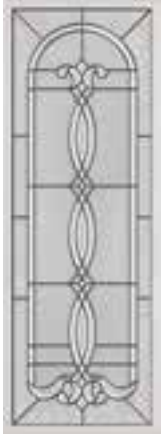


Veranda Design
Wrought Iron-Inspired



Elegant Star Glass Design
Wrought Iron


Avant
Black Chrome



Catalina
Bronze Vein Wrought Iron



Mediterranean
Wrought Iron



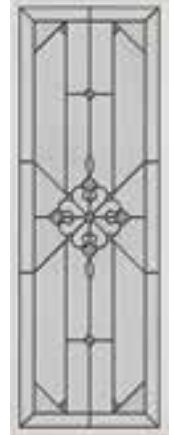
Elegant Star
Nickel or Patina



ElegantStar
Wrought Iron



NEW
Medallia
Patina



Old World

Historical motifs translated for today

An appreciation for the aged and elegant, for the beauty of raw materials shaped into fine forms in the hands of skilled artisans.

Our Old World Collection is for homeowners who prefer wrought iron and rich patinas over highly polished finishes and ornamental scrolling over geometric patterns.

This collection features a number of designs that will blend beautifully with the old world architecture of your home.

Mediterranean • European • Spanish • Rustic • Southwest





Veranda


84

©2009 ODL

OLD WORLD STYLE

Price Group A

Privacy Level = 9



WROUGHT IRON-INSPIRED
EXTERNAL GRILLE

1. Micro-Granite Glass
Low-E Glass



Veranda

Indicates Low-E Glass


Customize
(Glass Texture only)



607-VR



686-VR



612-VR



493-VR



690-VR

ODL 24

REGION	CODE	CAMING	DOORLIGHTS			SIDELIGHTS	
			607	686	612	493	690
ALLENTOWN	VR	External Wrought Iron Grille	—	—	—	—	—
ATLANTA	VR	External Wrought Iron Grille	—	—	—	—	—
DALLAS	VR	External Wrought Iron Grille	▲	▲	▲	▲	▲
MICHIGAN	VR	External Wrought Iron Grille	—	—	—	—	—
RENO	VR	External Wrought Iron Grille	▲	▲	—	—	▲

▲ WHITE FRAME ● FP OAK FRAME ★ OAK FRAME + MAHOGANY FRAME — STANDARD LEAD TIME × NOT AVAILABLE Learn more about ODL24 on page 21.



Veranda

Full Doorlights 686-VR

The charm of a wrought iron veranda is recreated in this Old World-style doorglass. While its decorative scrollwork makes an elegant statement, Veranda's design is also practical. Its external grille is attached to a hinged frame, making opening and cleaning easy, and its Low-E glass privacy panel increases your home's energy efficiency. Veranda offers a high level of privacy.



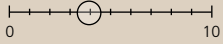
Paris

Full Doorlight 686-PS

Full Sidelights 690-PS

Your design sophistication and love of all things European make Paris the fitting choice for your home. An elegant arrangement of clear bevels, textures, and patina coming define the styling of our Old World Collection. Paris offers a medium privacy level.


Privacy Level = 4



OLD WORLD STYLE

Price Group A

- 1. Clear Bevels
- 2. Arctic Glass
- 3. Clear Renaissance Glass



PATINA CAMING



Paris

87

©2004 ODL

Paris



507-PS
521-PS

Severe Weather Doorglass

Customize



814-PS*
866-PS*
876-PS*



816-PS*



684-PS
672-PS



607-PS



686-PS
687-PS



612-PS



493-PS



692-PS



422-PS



694-PS
690-PS
819-PS*



* Model 800 series Craftsman frames are a flat profile that is different from the traditional profile. Please note this when matching with sidelights.

REGION	CODE	CAMING	DOORLIGHTS										SIDELIGHTS				TRANSOMS		
			814	866	876	816	684	672	607	686	687	612	493	692	422	694	690	819	507
ALLENTOWN	PS	Patina	—	—	—	—	—	—	▲	—	—	—	—	▲	—	—	—	—	—
ATLANTA	PS	Patina	—	—	—	—	—	▲●	▲●	—	—	—	—	—	●	—	—	—	—
DALLAS	PS	Patina	—	—	—	—	—	—	—	—	—	—	▲	▲	▲	—	—	—	—
MICHIGAN	PS	Patina	—	—	—	—	—	—	▲	▲	—	—	—	—	▲	—	—	—	—
RENO	PS	Patina	—	—	—	—	—	●★	●	●	—	—	—	●	●	●	●	—	—


▲ WHITE FRAME ● FP OAK FRAME ★ OAK FRAME † MAHOGANY FRAME — STANDARD LEAD TIME × NOT AVAILABLE Learn more about ODL24 on page 21.

Catalina

Full Doorlights 686-CA

Reminiscent of handcrafted metal window grilles, Catalina brings Old World artistry to your home. Graceful bronze vein wrought iron scrollwork accents a textured translucent glass surface for a high level of privacy and even higher level of Old World charm.

Privacy Level = 9



OLD WORLD STYLE

Price Group B



1. Micro-Granite Glass

BRONZE VEIN
WROUGHT IRON



Catalina

89

©2007 ODL



516-CA

Catalina



694-CA 690-CA 686-CA 694-CA 690-CA




612-CA 493-CA

Customize
(Glass Texture Only)



REGION	CODE	CAMING	DOORLIGHTS			SIDELIGHTS			TRANSOM
			686	612	694	690	493	516	
ALLENTOWN	CA	Bronze Vein Wrought Iron	—	—	—	—	—	—	
ATLANTA	CA	Bronze Vein Wrought Iron	●	—	●	—	—	—	
DALLAS	CA	Bronze Vein Wrought Iron	▲●	▲●	▲●	▲●	▲●	—	
MICHIGAN	CA	Bronze Vein Wrought Iron	—	—	—	—	—	—	
RENO	CA	Bronze Vein Wrought Iron	▲●	▲●	▲●	▲●	▲●	—	

Learn more about ODL24 on page 21. ▲ WHITE FRAME ● FP OAK FRAME ★ OAK FRAME † MAHOGANY FRAME — STANDARD LEAD TIME × NOT AVAILABLE




©2005 ODL

OLD WORLD STYLE

Price Group B

Privacy Level = 9



WROUGHT IRON

1. Arctic Glass



Jacinto

Severe Weather Door Glass

Customize (Glass Texture only)



507-JA
521-JA



532-JA



684-JA
672-JA



607-JA



686-JA
687-JA



REGION	CODE	CAMING	DOORLIGHTS						SIDELIGHTS				TRANSOMS		
			672	684	607	686	687	612	493	422	694	690	507	521	532
ALLENTOWN	JA	Wrought Iron	—	—	—	—	—	—	—	—	—	—	—	—	—
ATLANTA	JA	Wrought Iron	●	—	▲●	▲●	▲★	●	—	▲●	▲●	—	—	—	—
DALLAS	JA	Wrought Iron	—	—	▲●	▲●	—	▲●	▲●	▲●	▲●	▲●	—	—	—

Jacinto
Full Doorlights 686-JA

Wrought iron scrolling and textured glass will add Old World charm to your home. Whether your architectural style is Spanish, Rustic, or Southwestern, Jacinto will bring an authentic design touch to your entryway. It offers a high level of privacy.



612-JA



493-JA



422-JA



694-JA
690-JA



REGION	CODE	CAMING	DOORLIGHTS						SIDELIGHTS				TRANSOMS		
			672	684	607	686	687	612	493	422	694	690	507	521	532
MICHIGAN	JA	Wrought Iron	—	—	—	—	—	—	—	—	—	—	—	—	—
RENO	JA	Wrought Iron	●★	●★	▲●	▲●	—	▲●	—	▲●	—	▲●	—	—	—

Learn more about ODL24 on page 21. ▲ WHITE FRAME ● FP OAK FRAME ★ OAK FRAME † MAHOGANY FRAME — STANDARD LEAD TIME × NOT AVAILABLE

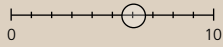
Avant

Full Doorlight 686-AV

Full Sidelights 694-AV

True to its definition, Avant is a stylistically forward doorglass choice, yet it balances characteristics of European architecture and Old World styling. Black chrome caming softly curves throughout a textured glass surface accented with clear bevel clusters. Avant offers a medium level of privacy.

Privacy Level = 6



OLD WORLD STYLE

Price Group B

- 1. Granite Glass
- 2. Eaton Glass
- 3. Clear Bevel Clusters



BLACK CHROME CAMING



Avant

93

©2003 ODL

Avant

Customize



REGION	CODE	CAMING	DOORLIGHTS					SIDELIGHTS				
			684	607	686	969	612	493	692	422	694	690
ALLENTOWN	AV	Black Chrome	▲	▲	—	—	—	—	▲	—	▲	▲
ATLANTA	AV	Black Chrome	▲	▲	▲	—	▲	—	—	—	▲	—
DALLAS	AV	Black Chrome	—	—	—	—	—	—	—	—	—	—
MICHIGAN	AV	Black Chrome	—	—	—	—	—	—	—	—	—	—
RENO	AV	Black Chrome	—	—	—	—	—	—	—	—	—	—


Learn more about ODL24 on page 21. ▲ WHITE FRAME ● FP OAK FRAME ★ OAK FRAME + MAHOGANY FRAME — STANDARD LEAD TIME × NOT AVAILABLE



OLD WORLD STYLE

Price Group B

Privacy Level = 9



WROUGHT IRON

1. Arctic Glass



Mediterranean

Customize
(Glass Texture Only)



607-MD



686-MD



612-MD



493-MD



422-MD



694-MD
690-MD



			DOORLIGHTS				SIDELIGHTS			
REGION	CODE	CAMING	607	686	612	493	422	694	690	
ALLENTOWN	MD	Wrought Iron	★	—	—	—	—	—	—	
ATLANTA	MD	Wrought Iron	▲	▲	—	—	▲	▲	—	
DALLAS	MD	Wrought Iron	▲	▲	—	—	—	▲	▲	
MICHIGAN	MD	Wrought Iron	▲	▲	—	—	▲	▲	▲	
RENO	MD	Wrought Iron	—	—	—	—	—	—	—	

▲ WHITE FRAME ● FP OAK FRAME ★ OAK FRAME ✦ MAHOGANY FRAME — STANDARD LEAD TIME × NOT AVAILABLE Learn more about ODL24 on page 21.



Mediterranean
3/4 Doorlight 607-MD
3/4 Sidelights 422-MD

Mediterranean pays homage to the wrought iron balconies and window grilles common in Mediterranean Revival architecture. Bring some Old World hospitality to your home and also enjoy a high level of privacy with textured translucent doorglass.




©2000 ODL

OLD WORLD STYLE

Privacy Level = 9

Price Group C



WROUGHT IRON

1. Micro-Granite Glass



Elegant Star

Customize
(Glass Texture Only)



506-TX

No two stars are alike, so we offer you two different takes on an Old World decorative element: the star. Elegant Star with wrought iron and textured translucent glass is a rustic, Southwestern treatment. It provides a high level of privacy. Elegant Star, with a star-shaped bevel, textured glass, and nickel or patina coming, is a softer take on the motif. It provides a medium level of privacy. Whichever star reflects your style, you're guaranteed to create a beautiful entryway.



684-TX



607-TX



686-TX



692-TX



422-TX

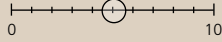


690-TX



REGION	CODE	CAMING	DOORLIGHTS				SIDELIGHTS			TRANSOM
			684	607	686	692	422	690	506	
ALLENTOWN	TXWI	Wrought Iron	—	—	—	—	—	—	—	
ATLANTA	TXWI	Wrought Iron	—	—	—	—	—	—	—	
DALLAS	TXWI	Wrought Iron	▲●	▲●	▲●	▲●	▲●	▲●	—	
MICHIGAN	TXWI	Wrought Iron	—	—	—	—	—	—	—	
RENO	TXWI	Wrought Iron	—	—	—	—	—	—	—	

Privacy Level = 5




OLD WORLD STYLE

Price Group C

- 1. Glue Chip Glass
- 2. Granite Glass
- 3. Clear Bevels



NICKEL OR PATINA CAMING



Elegant Star

97

©2000 ODL

Elegant Star



506-TX

Severe Weather Doorglass



Customize



684-TX



607-TX



949-TX



686-TX



692-TX



422-TX



694-TX



			DOORLIGHTS				SIDELIGHTS			TRANSOM
REGION	CODE	CAMING	684	607	949	686	692	422	694	506
ALLENTOWN	TXP	Patina	—	—	—	—	—	—	—	—
	TXN	Nickel	—	—	—	—	—	—	—	—
ATLANTA	TXP	Patina	—	—	—	—	—	—	—	—
	TXN	Nickel	—	—	—	—	—	—	—	—
DALLAS	TXP	Patina	▲●	▲●	▲●	▲●	▲●	▲●	▲●	—
	TXN	Nickel	▲●	▲●	▲●	▲●	▲●	▲●	▲●	▲
MICHIGAN	TXP	Patina	—	—	—	—	—	—	—	—
	TXN	Nickel	—	—	—	—	—	—	—	—
RENO	TXP	Patina	—	—	—	—	—	—	—	—
	TXN	Nickel	—	—	—	—	—	—	—	—

Learn more about ODL24 on page 21.

▲ WHITE FRAME ● FP OAK FRAME ★ OAK FRAME + MAHOGANY FRAME — STANDARD LEAD TIME × NOT AVAILABLE



©2014 ODL

Customize


OLD WORLD STYLE

Price Group D



PATINA CAMING

Privacy Level = 8



- 1. Clear Soft Wave Glass
- 2. Granite Glass
- 3. Gray Soft Wave Glass
- 4. Micro-Granite Glass



NEW Medallia



684-MDL



607-MDL



949-MDL



686-MDL



REGION	CODE	CAMING	DOORLIGHTS					SIDELIGHTS			
			684	607	949	686	659	692	422	690	694
ALLENTOWN	MDL	Patina	▲●★	▲●★	▲●★	▲●★	▲●★	▲●★	▲●★	▲●★	▲●★
ATLANTA	MDL	Patina	▲●★	▲●★	▲●★	▲●★	▲●★	▲●★	▲●★	▲●★	▲●★
DALLAS	MDL	Patina	▲●★	▲●★	▲●★	▲●★	▲●★	▲●★	▲●★	▲●★	▲●★



Medallia

Medallia
Full Doorlights
686-MDL

99

An elegantly scrolled medallion pattern takes center stage in our Old World Collection's Medallia. Gray-toned accents and patina caming define the simple yet striking design. Textured glass offers a medium-high level of privacy.



659-MDL



692-MDL



422-MDL



694-MDL
690-MDL



ODL24

			DOORLIGHTS					SIDELIGHTS			
REGION	CODE	CAMING	684	607	949	686	659	692	422	694	690
MICHIGAN	MDL	Patina	▲●★	▲●★	▲●★	▲●★	▲●★	▲●★	▲●★	▲●★	▲●★
RENO	MDL	Patina	▲●★	▲●★	▲●★	▲●★	▲●★	▲●★	▲●★	▲●★	▲●★

Learn more about ODL24 on page 21. ▲ WHITE FRAME ● FP OAK FRAME ★ OAK FRAME + MAHOGANY FRAME — STANDARD LEAD TIME × NOT AVAILABLE




Mohave
Oil-Rubbed
Bronze



Delray
Patina



Impressions



**Radiant
Hues**
Nickel



Greenfield
Oil-Rubbed
Bronze



Topaz
Patina



Expressions
Satin Nickel



Cadence
Patina



Heirlooms
Nickel




100

Severe Weather



Severe Weather Doorglass - Paris

Full Doorlight 686-PS, Full Sidelights 690-PS



Carrollton
Patina



Grace
Nickel



Majestic
Nickel



Paris
Patina



Jacinto
Wrought Iron



**Elegant
Star**
Patina



Privacy
Double
Glue Chip



**Light-Touch®
Enclosed
Blinds**
Raise, Lower
& Tilt



**Clear &
Gray Glass**
& Grilles
Between
Glass

Severe Weather



101

Designed for
Security.
Engineered
for Strength.

A variety of ODL products are designed specifically for high wind areas, including Florida's wind-borne debris region and the High Velocity Hurricane Zone (HVHZ), and Texas' Gulf Coast area. ODL Severe Weather products are tested to meet the impact resistance codes and requirements of Florida, Texas, and the Department of Defense, among others.

Built by ODL®. Approved by Mother Nature.

Impact-Rated HVHZ Approved for Florida & Texas



Severe Weather

Florida Building Commission Approved
TDI Approved (Texas Department of Insurance)

Design Pressure Tested

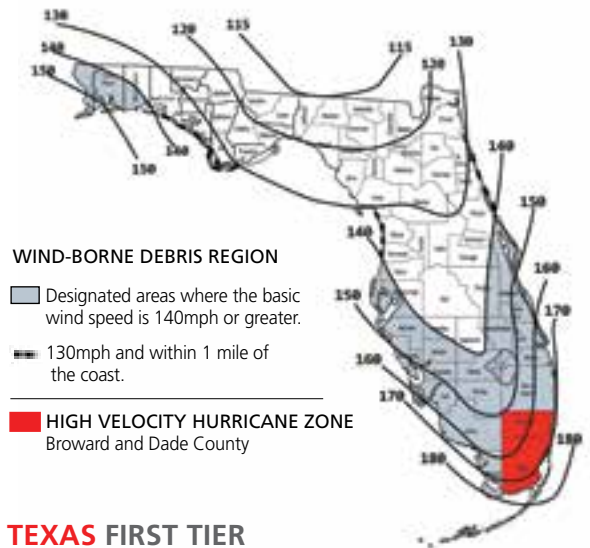
ODL Severe Weather Doorglass is approved for use in a range of entrance systems to meet Florida and Texas wind-borne requirements in areas where wind speeds can exceed 180 mph. Meets DP±65-80 wind and missile impact code requirements for the HVHZ areas. (High Velocity Hurricane Zone)

Please consult your architect, contractor, or building official for the rating needed for your area and home.

Meets these requirements:

Laminated Glass.....	ASTM C 1172
Tempered Safety Glass.....	ANSI Z97.1
Florida Product Approval	FL14935-R1
Texas Department of Insurance (TDI) ...	DR-557
.....	625,633,634

FLORIDA WIND-BORNE DEBRIS REGION



TEXAS FIRST TIER COASTAL COUNTIES





Hurricane Impact Frame US PATENT #5636484

ODL's patented frame design, which is mechanically fastened in the corners to prevent flex, adds strength to the door. With a classic frame profile the narrow aluminum extrusion adds strength while maintaining a pleasing shape. The natural contours provide a traditional architectural style, while the white powder coat surface provides a high gloss polished finish.



Impact-Resistant Laminated Glass

ODL Decorative Doorglass, Blinds and Grilles are sealed between impact-resistant laminated glass on the exterior, and tempered safety glass on the interior.



Thermally Sealed

Insulated for air- and water-tight performance.

Added Value of Noise Suppression

ODL Severe Weather Doorglass provides you with a quieter solution over storm shutters: they carry a sound transmission class rating of 37 or 38 for a level of sound suppression that is welcome year round. The Sound Transmission Class (STC) value for ODL Severe Weather Doorglass is **37** for clear glass and **38** for decorative glass, and is independent of doorglass size.

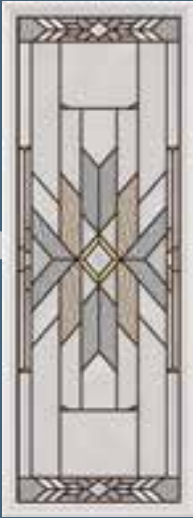
Third party test reports are available at www.odl.com/techinfo_STC.htm

Missile Impact Tested

The missile impact test involves firing an 8-foot long 2" x 4" at 50 feet-per-second at designated spots on the doorglass and door slab. The entire unit must remain intact through 9,000 pressure cycles, and also pass water-infiltration, structural loading, and forced air-infiltration tests also meets Department of Defense minimum anti-terrorist blast standards.



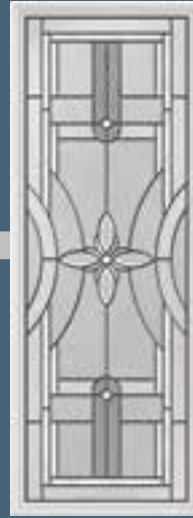
**Designed for Security.
Engineered for Strength.**



MOHAVE – MOH
Eclectic Style
Oil-Rubbed Bronze Caming
Privacy Rating = 7

See pages 26-27

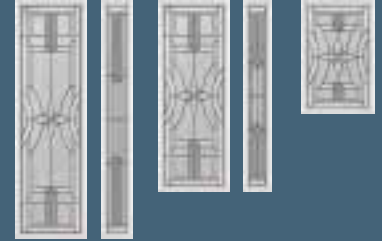
612 493 686 687 694 607 684



DELRAY – DRY
Contemporary Style
Patina Caming
Privacy Rating = 7

See pages 36-37

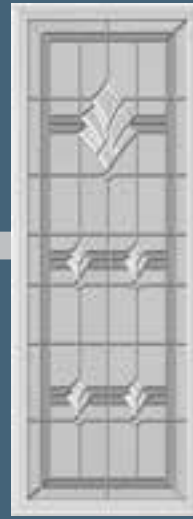
612 493 686 694 684



IMPRESSIONS – LI
Contemporary Style
Privacy Rating = 7

See pages 38-39


612 493 686 687 694 684



RADIANT HUES – RA
Contemporary Style
Nickel Caming
Privacy Rating = 3

See pages 40-41

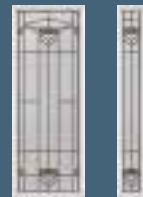
612 493 686 694 684



GREENFIELD – GRF
Craftsman Style
Oil-Rubbed Bronze Caming
Privacy Rating = 7

See pages 46-47

686 694




TOPAZ – TPZ
Craftsman Style
Patina Caming
Privacy Rating = 9

See pages 56-57

686 694



	MOH						DRY						LI						RA						GRF		TPZ	
REGION	684 MOH	607 MOH	686 MOH	687 MOH	694 MOH	612 MOH	493 MOH	684 DRY	686 DRY	694 DRY	612 DRY	493 DRY	684 LI	686 LI	687 LI	694 LI	612 LI	493 LI	684 RA	686 RA	694 RA	612 RA	493 RA	686 GRF	694 GRF	686 TPZ	694 TPZ	
DALLAS	—	—	—	—	—	—	—	—	—	—	—	—	—	—	▲	—	—	—	—	—	—	—	—	—	▲	▲	▲	▲

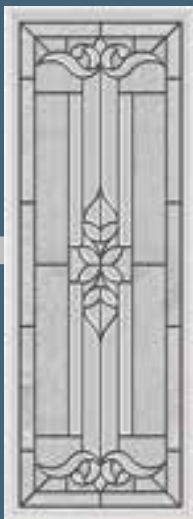



EXPRESSIONS – EX

Classic Style
Satin Nickel Caming
Privacy Rating = 4

See pages 62-63

612 493 686 694 651



CADENCE – CD

Classic Style
Patina Caming
Privacy Rating = 5

See pages 60-61

612 493 686 694 607 651

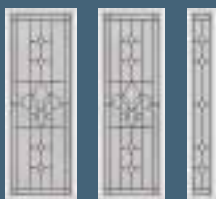


CARROLLTON – CRL

Classic Style
Patina Caming
Privacy Rating = 7

See page 72

686 687 694



HEIRLOOMS – HM

Classic Style
Nickel Caming
Privacy Rating = 6

See pages 70-71

612 493 686 687 694 607 684




GRACE – GRC

Classic Style
Nickel Caming
Privacy Rating = 7

See pages 76-77

612 493 686 694




MAJESTIC – ME

Classic Style
Nickel Caming
Privacy Rating = 6

See pages 78-79


612 493 686 687 694 684 651



	EX					CD				CRL			HM					GRC				ME										
REGION	651 EX	686 EX	694 EX	612 EX	493 EX	651 CD	607 CD	686 CD	694 CD	612 CD	493 CD	686 CRL	687 CRL	694 CRL	684 HM	607 HM	686 HM	687 HM	694 HM	612 HM	493 HM	686 GRC	694 GRC	612 GRC	493 GRC	651 ME	684 ME	686 ME	687 ME	694 ME	612 ME	493 ME
DALLAS	—	—	—	—	—	—	—	—	—	—	—	▲	▲	▲	—	—	—	▲	—	—	—	—	—	—	▲	—	—	—	▲	—	—	—

Learn more about ODL24 on page 21.


▲ WHITE FRAME ● FP OAK FRAME ★ OAK FRAME + MAHOGANY FRAME — STANDARD LEAD TIME × NOT AVAILABLE



PARIS – PS
Old World Style
Patina Caming
Privacy Rating = 4

See pages 86-87

686 694 607



JACINTO – JA
Old World Style
Wrought Iron
Privacy Rating = 9

See pages 90-91


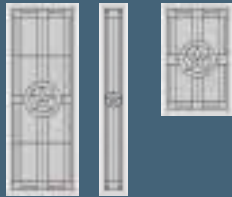
612 493 686 694 607



ELEGANT STAR – TX
Old World Style
Patina Caming
Privacy Rating = 5

See page 97

686 694 684



PRIVACY SERIES – DGC
Double Glue Chip
Privacy Rating = 9
Low-E Glass Only

See page 118

686 687 694 684



LightTouch® **ENCLOSED BLINDS – RLB**

Raise, Lower & Tilt
Low-E Glass

See pages 110-111

612 496 487 686 687 624 690 694 684



Low-E not available

Low-E not available

Tilt Only

ODL 24

	PS			JA					TX			DGC				RLB								
REGION	607 PS	686 PS	694 PS	607 JA	686 JA	694 JA	612 JA	493 JA	684 TX	686 TX	694 TX	684 DGC	686 DGC	687 DGC	694 DGC	684 RLB	686 RLB	687 RLB	624 RLB	690 RLB	694 BL	612 RLB	496 RLB	487 RLB
DALLAS	—	—	—	—	—	—	—	—	▲	▲	▲	—	—	—	—	—	—	—	—	—	—	—	—	—



GRILLES BETWEEN GLASS – GBG/GBG78

Standard 5/8" or 7/8" White Grille
Clear Glass or Low-E Glass

See pages 124-125

612 18-Light	496 18-Light	612 12-Light	496 12-Light	487 12-Light	493 6-Light	686 15-Light	687 15-Light	686 10-Light	687 10-Light	624 10-Light	694 5-Light	607 12-Light	684 9-Light
	5/8" Only		5/8" Only	5/8" Only									5/8" Only




PRAIRIE STYLE GBG – PIM

Prairie 5/8" White Grille
Low-E Only

See page 121

612	686	687	694	607	684



GRAY GLASS – SGSG

Turtle Code Compliant
Low-E Only



612	496	493	686	687	694	684



CLEAR GLASS – CL

Clear Glass or
Low-E Glass

See pages 128-131

612	496	487	493	686	687	624	694	607	684	651



Indicates Low-E Glass

	GBG												PIM						SG-SG						CL															
REGION	612 GBG 18LT	496 GBG 18LT	612 GBG 12LT	496 GBG 12LT	487 GBG 12LT	493 GBG 6LT	686 GBG 15LT	687 GBG 15LT	686 GBG 10LT	687 GBG 10LT	624 GBG 10LT	694 GBG 5LT	607 GBG 12LT	684 GBG 9LT	612 PIM	686 PIM	687 PIM	694 PIM	607 PIM	684 PIM	612 SG	496 SG	493 SG	686 SG	687 SG	694 SG	684 SG	612 CL	496 CL	487 CL	493 CL	686 CL	687 CL	624 CL	694 CL	607 CL	684 CL	651 CL		
DALLAS	—	—	—	—	—	—	—	—	—	—	—	—	—	—	—	—	—	—	—	—	—	—	—	—	—	—	—	—	—	—	—	—	—	—	—	—	—	—	—	—

Learn more about ODL24 on page 21. ▲ WHITE FRAME ● FP OAK FRAME ★ OAK FRAME + MAHOGANY FRAME — STANDARD LEAD TIME × NOT AVAILABLE



Low-E Doorglass



Reduces Solar Heat Gain

In cold weather, Low-E glass stays warm on the inside, minimizing cold spots and convection currents.



Reduces Condensation

Cold glass and warm, moist indoor air can cause damaging condensation. Low-E glass keeps glass warmer, reducing condensation.



Reduces Fabric Fading

Low-E glass protects fabrics, carpets and all coverings from fading by blocking up to 61% of harmful ultra-violet rays.



Proven Energy Saver

Increased energy efficiency equals increased savings for homeowners.

Summer

- Reduces direct sun rays
- Reduces cooling loss
- Blocks re-radiated solar heat
- Filters UV rays

Winter

- Allows solar energy in
- Reduces as much as 71% of heat loss
- Reduces drafts and cold spots



Look for Low-E Doorglass



Light-Touch Enclosed Blinds

Full Doorlights 686-RLB

**Light-Touch®
Enclosed Blinds**
Raise, Lower & Tilt



**Triple-Glazed
Blinds & GBG**
Raise, Lower & Tilt



**Simulated
Divided Lights**
Craftsman & Traditional



Privacy Doorglass
Rainglass, Micro-Granite,
Double Glue Chip



Clear Glass
Grilles Between Glass
or External Grilles



Vents
Clear or Privacy Glass,
with or without
Grilles Between Glass



ODL glass can be used in doors
to meet ENERGY STAR criteria.

Energy Savings. Comfortable Living.

Available as a clear doorglass option, and used with our Light-Touch Enclosed Blinds, Low-E glass is made with an invisible thin metallic coating that blocks heat flow, helping to reduce air conditioning costs in the summer and reduce heat loss during the winter.

See www.odl.com for thermal performance values.

A green home doesn't have to compromise beauty or natural light.



**Light-Touch
Enclosed Blinds**
Half Doorlight 684-RLB



Light-Touch®

Raise, Lower & Tilt – No Dusting!



Available in
TAN OR WHITE



Indicates Low-E Glass



Blinds lower neatly within full privacy channels to eliminate light gaps. Uniform color in components provides a clean aesthetic look.

Enclosed Blinds



- The single operator lets you raise, lower or tilt the blinds in an easy slight movement.
- Blinds adjust for complete light block, and the privacy channels on each side eliminate light gaps when the blinds are closed—no street light shadows or sunlight glare.
- More privacy at night and increased sense of security.
- Ergonomic design principles place fingertip control within easy reach.

20 YEAR GLASS SEAL WARRANTY



684-RLB
672-RLB



684-TRLB
Tan



607-RLB



624-RLB



			DOORLIGHTS								SIDELIGHTS			
REGION	CODE	COLOR	684	672	607	624	686	687	487	612	496	493	692	690
ALLENTOWN	RLB	White	▲●	▲	▲	▲	▲●	▲	—	—	—	—	▲●	▲●
	TRLB	Tan	●	×	×	×	—	—	×	×	×	×	×	—
ATLANTA	RLB	White	▲	▲	▲	▲	▲	▲	—	▲	—	▲	▲	—
	TRLB	Tan	●	×	×	×	●	—	×	×	×	×	×	—
DALLAS	RLB	White	▲	▲	▲	▲	▲	▲	▲	▲	—	▲	▲	▲
	TRLB	Tan	—	×	×	×	—	—	×	×	×	×	×	—

▲ WHITE FRAME ● FP OAK FRAME ★ OAK FRAME † MAHOGANY FRAME — STANDARD LEAD TIME × NOT AVAILABLE

Learn more about ODL24 on page 21.



ODL glass can be used in doors to meet ENERGY STAR criteria.

Light-Touch Enclosed Blinds

Full Doorlights 686-RLB

Indicates Low-E Glass



686-RLB
687-RLB



686-TRLB
687-TRLB
Tan



487-RLB



612-RLB
496-RLB



493-RLB



692-RLB



690-RLB



690-TRLB
Tan



			DOORLIGHTS									SIDELIGHTS		
REGION	CODE	COLOR	684	672	607	624	686	687	487	612	496	493	692	690
MICHIGAN	RLB	White	▲	▲	▲	—	▲	▲	—	—	—	—	▲	▲
	TRLB	Tan	—	×	×	×	●	—	×	×	×	×	×	—
RENO	RLB	White	▲	▲	▲	▲	▲	▲	▲	▲	—	—	▲	▲
	TRLB	Tan	—	×	×	×	—	—	×	×	×	×	×	—

Learn more about ODL24 on page 21. ▲ WHITE FRAME ● FP OAK FRAME ★ OAK FRAME + MAHOGANY FRAME — STANDARD LEAD TIME × NOT AVAILABLE

Triple-Glazed Doorglass Blinds & Grilles Between Glass

Raise, Lower & Tilt – No Dusting!



Available in **WHITE**
11/16" CONTOURED GRILLE



Indicates Low-E Glass



Triple-Glazed Doorglass Blinds Doorlight 684-CGBG-BLD



- Side operator raises, lowers, and tilts the blind.
 - Triple-glazed design reduces heat transmission by up to 28%.
 - Suppresses sound with an STC* value of 37.
 - Can be used in doors to meet Energy Star criteria.
- 20 YEAR GLASS SEAL WARRANTY**

* STC = Sound Transmission Coefficient. See www.odl.com for more information.



Blinds completely disappear into top valance when fully raised.



684-CGBG-BLD
9-Light



686-CGBG-BLD
10-Light



686-CGBG-BLD
15-Light



684-BLD
1-Light



686-BLD
1-Light



DOORLIGHTS

REGION	COLOR	684 CGBG-BLD 9LT	686 CGBG-BLD 10LT	686CGBG-BLD 15LT	684 BLD	686 BLD
ALLENTOWN	White	▲●	▲	▲●	—	—
ATLANTA	White	▲●	▲	▲●	—	—
DALLAS	White	▲	▲	▲	▲	▲
MICHIGAN	White	▲	▲	▲	—	—
RENO	White	▲	▲	▲	▲	▲



**Clear Craftsman
Simulated Divided Light**
Craftsman Doorlight 817-SDL
Craftsman Sidelights 819-CL



ODL glass can be used in doors to meet ENERGY STAR criteria.

Clear/Privacy Glass and Grille Selections

View the following pages for more information about each doorglass and grille option shown below.

Simulated Divided Light

Craftsman Style
7/8" Grille (SDL)

Available in
MOHAGANY, OAK OR WHITE



Simulated Divided Light

Traditional Style
1-1/8" Grille (SDL)

Available in
OAK



Arts & Crafts Grille

Between Low-E Glass
5/8" Grille (ACGBG)

Available in WHITE



Prairie Style Grille

Between Clear or Low-E Glass

Standard 5/8" Grille (PIM) Wide 7/8" Grille (PIM78)

Available in CHAMPAGNE OR WHITE Available in TAN OR WHITE



Contoured Grille

Between Clear or Low-E Glass
11/16" Grille (CGBG)

Available in
CHAMPAGNE OR WHITE
(Low-E only)



Slim Line Grille

Between Clear Glass
5/16" Grille (GBG516)

Available in
WHITE



Wide Grille

Between Clear or Low-E Glass
7/8" Grille (GBG78)

Available in
TAN OR WHITE



Standard Grille

Between Clear or Low-E Glass
5/8" Grille (GBG)

Available in
CHAMPAGNE, BRONZE OR WHITE





Simulated Divided Light

Craftsman Style


Clear Glass

7/8" Grille (SDL)



Craftsman available in
MAHOGANY, OAK & WHITE

Indicates Low-E Glass




114




A mill finish grille between glass with external grilles provides the look of a true divided light. Low-E glass maximizes energy efficiency.

* Model 800 series Craftsman frames have a flat profile that is different from the traditional profile. Please note this when matching with sidelights.


7/8" CRAFTSMAN STYLE GRILLE (SDL)



817-SDL*
867-SDL*
877-SDL*
3-Light



818-SDL*
868-SDL*
878-SDL*
6-Light



815-SDL*
6-Light



819-CL*
1-Light

Craftsman Style SDL
Doorlight 818-SDL



			DOORLIGHTS							SIDELIGHT
REGION	CODE	STYLE	817 3LT	867 3LT	877 3LT	818 6LT	868 6LT	878 6LT	815 6LT	819 1LT
ALLENTOWN	SDL	Craftsman	★+	—	—	+	—	—	—	+
ATLANTA	SDL	Craftsman	—	—	—	—	—	—	—	—
DALLAS	SDL	Craftsman	▲	—	—	▲	—	—	—	—
MICHIGAN	SDL	Craftsman	—	—	—	—	—	—	—	—
RENO	SDL	Craftsman	★+	—	—	▲★	—	—	—	—

▲ WHITE FRAME ● FP OAK FRAME ★ OAK FRAME + MAHOGANY FRAME — STANDARD LEAD TIME × NOT AVAILABLE

Learn more about ODL24 on page 21.

Simulated Divided Light

Traditional Style

Clear Glass

1-1/8" Grille (SDL)

Available in OAK




Indicates Low-E Glass 



1-1/8" TRADITIONAL STYLE GRILLE (SDL)



606-SDL
4-Light



646-SDL
6-Light



679-SDL
685-SDL
8-Light




406-SDL
2-Light



446-SDL
3-Light



479-SDL
490-SDL
4-Light



115

Traditional Style SDL
3/4 Doorlights 646-SDL

ODL 24

REGION	CODE	STYLE	DOORLIGHTS				SIDELIGHTS			
			606 4LT	646 6LT	679 8LT	685 8LT	406 2LT	446 3LT	479 4LT	490 4LT
ALLENTOWN	SDL	Traditional	—	—	—	—	—	—	—	—
ATLANTA	SDL	Traditional	●	●	●	—	●	●	—	—
DALLAS	SDL	Traditional	▲	▲	▲	▲	▲	▲	▲	—
MICHIGAN	SDL	Traditional	—	—	—	—	—	—	—	—
RENO	SDL	Traditional	—	▲	▲	—	—	▲	—	—

Learn more about ODL24 on page 21. ▲ WHITE FRAME ● FP OAK FRAME ★ OAK FRAME + MAHOGANY FRAME — STANDARD LEAD TIME × NOT AVAILABLE

Privacy Series Textured Rainglass

Craftsman Simulated Divided Light



Craftsman available in
MAHOGANY, OAK & WHITE

Privacy Level = 9




 Indicates Low-E Glass

* Model 800 series Craftsman frames have a flat profile that is different from the traditional profile. Please note this when matching with sidelights.

7/8" CRAFTSMAN STYLE GRILLE (SDL)



814-RN*
866-RN*
876-RN*




817-RN*
867-RN*
877-RN*
3-Light



818-RN*
868-RN*
878-RN*
6-Light



816-RN*



815-RN*
6-Light



819-RN*

116



ODL 24

DOORLIGHTS

REGION	CODE	814	866	876	817	867	877	818	868	878	816	815	680	664	640	660	692	693	799
ALLENTOWN	RN	—	—	▲★‡	—	—	—	—	—	—	—	—	▲	▲	▲	▲	▲●	▲	—
ATLANTA	RN	—	—	—	—	—	—	—	—	—	—	—	—	—	—	—	—	▲	—
DALLAS	RN	—	—	—	—	—	—	—	—	—	—	—	▲	—	—	—	▲	—	—
MICHIGAN	RN	—	—	▲★‡	—	—	▲★‡	—	—	▲★‡	—	—	—	—	—	—	—	—	—
RENO	RN	—	—	▲★‡	—	—	▲★‡	—	—	▲★‡	—	—	▲	—	—	—	▲	—	▲

▲ WHITE FRAME ● FP OAK FRAME ★ OAK FRAME ‡ MAHOGANY FRAME — STANDARD LEAD TIME × NOT AVAILABLE

Learn more about ODL24 on page 21.

Rainglass - 5/8" Standard External Grille

Available in OAK & WHITE
Refer to ODL Price List for availability.



Indicates Low-E Glass



680-RN



664-RN
4-Light



640-RN



660-RN
5-Light



(2) 692-RN



(2) 693-RN
3-Light



799-RN Vent



684-RN



681-RN
9-Light



605-RN
11-Light • Round Top



673-RN



607-RN



949-RN



686-RN
687-RN
624-RN



689-RN
688-RN
15-Light



612-RN



692-RN



693-RN
3-Light



694-RN
690-RN



695-RN
691-RN
5-Light

ODL 24

REGION	CODE	DOORLIGHTS											SIDELIGHTS							
		684	681	605	673	607	949	686	687	624	689	688	612	692	693	694	690	695	691	819
ALLENTOWN	RN	▲	▲	—	—	—	—	▲	—	—	—	—	▲	▲	—	—	—	—	—	—
ATLANTA	RN	—	—	—	—	—	—	▲	—	—	—	—	—	—	—	—	—	—	—	—
DALLAS	RN	▲	—	—	—	—	—	▲	—	—	—	—	▲	—	—	—	—	—	—	—
MICHIGAN	RN	—	—	—	—	—	—	—	—	—	—	—	—	—	—	—	—	—	—	—
RENO	RN	▲	—	—	—	—	—	▲	—	—	—	—	▲	—	—	▲	—	—	—	—

Learn more about ODL24 on page 21. ▲ WHITE FRAME ● FP OAK FRAME ★ OAK FRAME + MAHOGANY FRAME — STANDARD LEAD TIME × NOT AVAILABLE

Privacy Series Textured Double Glue Chip Simulated Divided Light



Craftsman available in
MAHOGANY, OAK & WHITE
Traditional in OAK & WHITE


Privacy Level = 9



Indicates Low-E Glass

* Model 800 series Craftsman frames have a flat profile that is different from the traditional profile. Please note this when matching with sidelights.

7/8" CRAFTSMAN STYLE GRILLE (SDL)



814-DGC*
866-DGC*
876-DGC*

817-DGC*
867-DGC*
877-DGC*
3-Light

818-DGC*
868-DGC*
878-DGC*
6-Light

816-DGC*

815-DGC*
6-Light

819-DGC*

TRADITIONAL LIGHTS



684-DGC

607-DGC

686-DGC
687-DGC

612-DGC

493-DGC

692-DGC

694-DGC
690-DGC



REGION	CODE	DOORLIGHTS											SIDELIGHTS										
		814	866	876	817	867	877	818	868	878	816	815	684	607	686	687	612	493	692	694	690	819	
ALLENTOWN	DGC	—	—	—	—	—	—	—	—	—	—	—	—	—	—	—	—	—	—	—	—	—	—
ATLANTA	DGC	—	—	—	—	—	—	—	—	—	—	—	—	—	—	—	—	—	—	—	—	—	—
DALLAS	DGC	—	—	—	—	—	—	—	—	—	—	—	—	—	—	—	—	—	—	—	—	—	—
MICHIGAN	DGC	—	—	—	—	—	—	—	—	—	—	—	—	—	—	—	—	—	—	—	—	—	—
RENO	DGC	—	—	—	—	—	—	—	—	—	—	—	—	—	—	—	—	—	—	—	—	—	—

Privacy Series Textured Micro-Granite

Simulated Divided Light

Craftsman available in
MAHOGANY, OAK & WHITE
Traditional in OAK & WHITE



Indicates Low-E Glass

Privacy Level = 9



119

* Model 800 series Craftsman frames have a flat profile that is different from the traditional profile. Please note this when matching with sidelights.

7/8" CRAFTSMAN STYLE GRILLE (SDL)



814-MG*
866-MG*
876-MG*

817-MG*
867-MG*
877-MG*
3-Light

818-MG*
868-MG*
878-MG*
6-Light

819-MG*

TRADITIONAL LIGHTS



816-MG*

815-MG*
6-Light

607-MG

686-MG
687-MG

612-MG

493-MG

694-MG
690-MG



		DOORLIGHTS											SIDELIGHTS							
REGION	CODE	814	866	876	817	867	877	818	868	878	816	815	607	686	687	612	819	493	694	690
ALLENTOWN	MG	—	—	—	—	—	—	—	—	—	—	—	—	—	—	—	—	—	—	—
ATLANTA	MG	—	—	—	—	—	—	—	—	—	—	—	—	—	—	—	—	—	—	—
DALLAS	MG	—	—	—	—	—	—	—	—	—	—	—	—	—	—	—	—	—	—	—
MICHIGAN	MG	—	—	—	—	—	—	—	—	—	—	—	—	—	—	—	—	—	—	—
RENO	MG	—	—	—	—	—	—	—	—	—	—	—	—	—	—	—	—	—	—	—



Arts & Crafts Grille

BETWEEN LOW-E GLASS

5/8" Grille (ACGBG)

Available in WHITE



 Indicates Low-E Glass

120



684-ACGBG
3-Light



684-ACGBG
4-Light



607-ACGBG
3-Light



607-ACGBG
4-Light



686-ACGBG
687-ACGBG
3-Light



686-ACGBG
687-ACGBG
4-Light



612-ACGBG
496-ACGBG
3-Light



612-ACGBG
496-ACGBG
4-Light



493-ACGBG
3-Light



690-ACGBG
3-Light

ODL 24

		DOORLIGHTS										SIDELIGHTS			
REGION	CODE	684 3LT	684 4LT	607 3LT	607 4LT	686 3LT	686 4LT	687 3LT	687 4LT	612 3LT	612 4LT	496 3LT	496 4LT	493 3LT	690 3LT
ALLENTOWN	ACGBG	—	—	—	—	—	—	—	—	—	—	—	—	—	—
ATLANTA	ACGBG	—	—	—	—	—	—	—	—	—	—	—	—	—	—
DALLAS	ACGBG	—	—	—	—	—	—	—	—	—	—	—	—	—	—
MICHIGAN	ACGBG	—	—	—	—	—	—	—	—	—	—	—	—	—	—
RENO	ACGBG	—	—	—	—	—	—	—	—	—	—	—	—	—	—

Prairie Style Grille

BETWEEN CLEAR OR LOW-E GLASS

Standard 5/8" Grille (PIM)

Wide 7/8" Grille (PIM78)

Available in
CHAMPAGNE OR WHITE



Available in
TAN OR WHITE



Indicates Low-E Glass



STANDARD 5/8" GRILLE



684-PIM



607-PIM



686-PIM
687-PIM



612-PIM
496-PIM



493-PIM



692-PIM



422-PIM



694-PIM
690-PIM

121

WIDE 7/8" GRILLE



684-PIM78



607-PIM78



686-PIM78
687-PIM78



692-PIM78



422-PIM78



694-PIM78
690-PIM78



		DOORLIGHTS						SIDELIGHTS				
REGION	CODE	684	607	686	687	612	496	493	692	422	694	690
ALLENTOWN	PIM	▲	—	▲	—	—	—	—	—	—	—	—
	PIM78	▲	—	▲	—	—	—	—	—	—	—	—
ATLANTA	PIM	▲	—	▲	—	—	—	—	—	—	—	—
	PIM78	▲	—	▲	—	—	—	—	—	—	—	—
DALLAS	PIM	▲	—	▲	▲	—	—	—	▲	—	▲	—
	PIM78	—	—	▲	—	—	—	—	—	—	—	—
MICHIGAN	PIM	▲	—	▲	—	—	—	—	▲	—	▲	—
	PIM78	—	—	—	—	—	—	—	—	—	—	—
RENO	PIM	▲	▲	—	—	▲	—	—	▲	—	▲	—
	PIM78	—	—	—	—	—	—	—	—	—	—	—

Learn more about ODL24 on page 21.

▲ WHITE FRAME ● FP OAK FRAME ★ OAK FRAME + MAHOGANY FRAME — STANDARD LEAD TIME × NOT AVAILABLE



Contoured Grille

BETWEEN CLEAR OR LOW-E GLASS

1 1/16" Grille (CGBG)

Available in
CHAMPAGNE (LOW-E ONLY) OR WHITE



Indicates Low-E Glass

CUSTOMIZE

122



684-CGBG
9-Light



607-CGBG
12-Light



686-CGBG
687-CGBG
624-CGBG (not Low-E)
10-Light



686-CGBG
687-CGBG
15-Light



517-CGBG* 3-Light



547-CGBG* 4-Light



507-CGBG*
5-Light



521-CGBG*
5-Light



551-CGBG* 6-Light

*Indicates White Only.



612-CGBG
496-CGBG
12-Light



612-CGBG
496-CGBG
18-Light



493-CGBG
6-Light



692-CGBG
3-Light



422-CGBG
4-Light



694-CGBG
690-CGBG
5-Light

ODL24

REGION	CODE	DOORLIGHTS										SIDELIGHTS				TRANSOM					
		684 9LT	607 12LT	686 10LT	687 10LT	624 10LT	686 15LT	687 15LT	612 12LT	496 12LT	612 18LT	496 18LT	493 6LT	692 3LT	422 4LT	694 5LT	690 5LT	517 3LT	547 4LT	507 5LT	521 5LT
ALLENTOWN	CGBG	▲●	—	—	—	—	▲	—	—	—	—	—	▲	▲	—	—	—	—	—	—	—
ATLANTA	CGBG	—	—	—	—	—	▲	▲	—	—	—	—	—	—	—	—	—	—	—	—	—
DALLAS	CGBG	—	—	—	—	—	—	—	—	—	—	—	—	—	—	—	—	—	—	—	—
MICHIGAN	CGBG	—	—	—	—	—	—	—	—	—	—	—	—	—	—	—	—	—	—	—	—
RENO	CGBG	—	—	—	—	—	—	—	—	—	—	—	—	—	—	—	—	—	—	—	—

▲ WHITE FRAME ● FP OAK FRAME ★ OAK FRAME † MAHOGANY FRAME — STANDARD LEAD TIME × NOT AVAILABLE

Learn more about ODL24 on page 21.

Slim Line Grille

BETWEEN CLEAR GLASS

5/16" Grille (GBG516)

Available in
WHITE



Slim Line Grille

Sunburst Doorlight 659-GBG516, Full Sidelights 694-GBG516



659-GBG516
5-Light



637-GBG516
11-Light
Round Top



692-GBG516
3-Light



694-GBG516
690-GBG516
5-Light

123



REGION	CODE	DOORLIGHTS		SIDELIGHTS		
		659 5LT	637 11LT	692 3LT	694 5LT	690 5LT
ALLENTOWN	GBG516	—	▲	—	—	—
ATLANTA	GBG516	▲	—	—	—	—
DALLAS	GBG516	—	—	—	—	—
MICHIGAN	GBG516	▲	▲	—	—	—
RENO	GBG516	—	—	—	—	—

Learn more about ODL24 on page 21. ▲ WHITE FRAME ● FP OAK FRAME ★ OAK FRAME + MAHOGANY FRAME — STANDARD LEAD TIME × NOT AVAILABLE



Wide Grille

BETWEEN CLEAR OR LOW-E GLASS

7/8" Grille (GBG78)

Available in
TAN OR WHITE



Indicates Low-E Glass

CUSTOMIZE

124



684-GBG78
4-Light



684-GBG78
672-GBG78
9-Light



607-GBG78
4-Light



607-GBG78
6-Light
(white only)



607-GBG78
12-Light



686-GBG78
8-Light



517/525-GBG78 3-Light



521/526/527-GBG78 5-Light



551-GBG78 6-Light



686-GBG78
687-GBG78
624-GBG78
10-Light



686-GBG78
687-GBG78
15-Light



612-GBG78
496-GBG78
487-GBG78
12-Light



612-GBG78
496-GBG78
18-Light



493-GBG78
6-Light



694-GBG78
690-GBG78
5-Light



694-GBG78
4-Light



422-GBG78
4-Light



422-GBG78
3-Light
(white only)



422-GBG78
2-Light

692-GBG78
3-Light

692-GBG78
2-Light

ODL 24

REGION	CODE	DOORLIGHTS												SIDELIGHTS						TRANSOMS													
		684 4LT	684 9LT	672 9LT	607 4LT	607 6LT	607 12LT	686 8LT	686 10LT	687 10LT	624 10LT	686 15LT	687 15LT	612 12LT	496 12LT	487 12LT	612 18LT	496 18LT	493 6LT	694 5LT	690 5LT	694 4LT	422 4LT	422 3LT	422 2LT	692 3LT	692 2LT	517 3LT	525 3LT	521 5LT	526 5LT	527 5LT	551 6LT
ALLENTOWN	GBG78	▲	▲	—	—	—	▲	▲	—	—	▲	▲	—	—	—	—	—	—	▲	—	—	—	—	—	—	—	—	—	—	—	—	—	—
ATLANTA	GBG78	—	▲	—	—	▲	▲	—	▲	▲	—	—	—	—	—	▲●	—	—	▲●	—	—	—	—	—	—	▲	—	—	—	—	—	—	—
DALLAS	GBG78	—	—	—	—	—	—	—	—	—	—	—	—	—	—	—	—	—	—	—	—	—	—	—	—	—	—	—	—	—	—	—	—
MICHIGAN	GBG78	—	—	—	—	—	—	—	—	—	—	—	—	—	—	—	—	—	—	—	—	—	—	—	—	—	—	—	—	—	—	—	—
RENO	GBG78	—	—	—	—	—	—	—	—	—	—	—	—	—	—	—	—	—	—	—	—	—	—	—	—	—	—	—	—	—	—	—	—

▲ WHITE FRAME ● FP OAK FRAME ★ OAK FRAME + MAHOGANY FRAME — STANDARD LEAD TIME × NOT AVAILABLE

Learn more about ODL24 on page 21.

Standard Grille

BETWEEN CLEAR OR LOW-E GLASS

5/8" Grille (GBG)

Available in
CHAMPAGNE, BRONZE OR WHITE



CUSTOMIZE

Indicates Low-E Glass



*Indicates white only.



662-GBG
4-Light



659-GBG
5-Light



684-GBG
672-GBG
9-Light




607-GBG
12-Light



500-GBG
5-Light*



505/517/525-GBG
3-Light*




547/552-GBG
4-Light*




502/503-GBG
5-Light*



512/514-GBG
5-Light*



506/507/521/526/527-GBG
5-Light*



551-GBG 6-Light*



686-GBG
687-GBG
624-GBG
10-Light



686-GBG
687-GBG
15-Light



600/601-GBG 15-Light
(Available in white only)



612-GBG
496-GBG
487-GBG
12-Light



612-GBG
496-GBG
18-Light



493-GBG
6-Light



694-GBG
690-GBG
5-Light



422-GBG
4-Light



692-GBG
3-Light



REGION	CODE	DOORLIGHTS												SIDELIGHTS					TRANSOMS																					
		662 4LT	659 5LT	684 9LT	672 9LT	607 12LT	686 10LT	686 15LT	687 10LT	687 15LT	624 10LT	600/ 601	612 12LT	612 18LT	496 12LT	496 18LT	487 12LT	493 6LT	694 5LT	690 5LT	422 4LT	692 3LT	500 5LT	505 3LT	517 3LT	525 3LT	547 4LT	552 4LT	502 5LT	503 5LT	512 5LT	514 5LT	506 5LT	507 5LT	521 5LT	526 5LT	527 5LT	551 6LT		
ALLENTOWN	GBG	—	▲	▲	▲	—	▲	▲	—	▲	—	—	—	—	—	—	—	▲	—	—	▲	—	—	—	—	—	—	—	—	—	—	—	—	—	—	—	—	—	—	
ATLANTA	GBG	▲	▲	▲	▲	—	—	▲	▲	▲	—	—	▲	—	—	—	—	▲	—	—	▲	—	—	—	—	—	—	—	—	—	—	—	—	—	—	—	—	—	—	
DALLAS	GBG	—	▲	▲	▲	▲	▲	▲	▲	▲	—	—	▲	▲	▲	▲	▲	▲	▲	▲	▲	▲	—	—	—	—	—	—	—	—	—	—	—	—	—	—	—	—	—	—
MICHIGAN	GBG	—	▲	▲	▲	—	▲	—	▲	—	—	—	—	—	—	—	—	—	—	—	—	—	—	—	—	—	—	—	—	—	—	—	—	—	—	—	—	—	—	
RENO	GBG	—	▲	▲	▲	▲	▲	▲	—	▲	▲	▲	▲	▲	▲	▲	▲	▲	▲	▲	▲	▲	—	—	—	—	—	—	—	—	—	—	—	—	—	—	—	—	—	—

Learn more about ODL24 on page 21. ▲ WHITE FRAME ● FP OAK FRAME ★ OAK FRAME + MAHOGANY FRAME — STANDARD LEAD TIME × NOT AVAILABLE



Vents

CLEAR OR PRIVACY RAIN GLASS

UV-Resistant Injection-Molded Frame

- 10 adjustment locations for latches.
- Removable screen for easy cleaning.



20 YEAR WARRANTY

Available in WHITE



Indicates Low-E Glass



126

Clear Glass Vent
Doorlight 799-CL



799/199-CL
Clear Glass



799-GBG
Clear Glass
Grilles Between Glass
12-Light



799-RN
Privacy
Rain Glass



799-RN/GBG
Privacy Rain Glass
Grilles Between Glass
12-Light



DOORLIGHTS

REGION	CODE	799CL	199CL	799RN	799GBG	799RN/GBG
ALLENTOWN	VENT	▲	—	▲	▲	—
ATLANTA	VENT	▲	▲	—	—	—
DALLAS	VENT	▲	▲	—	▲	—
MICHIGAN	VENT	▲	—	▲	▲	—
RENO	VENT	▲	▲	—	▲	—

Privacy Rating = 1



Cut Crystal

- 1. Grooved Glass
- 2. Clear Glass



612-CC



493-CC



686-CC
687-CC



694-CC
690-CC



127

Cut Crystal
Full Doorlight 686-CC, Full Sidelight 694-CC

ODL 24

		DOORLIGHTS			SIDELIGHTS		
REGION	CODE	612	686	687	493	694	690
ALLENTOWN	CC	—	▲	—	—	—	—
ATLANTA	CC	—	▲	—	—	▲	—
DALLAS	CC	—	—	—	—	—	—
MICHIGAN	CC	—	—	—	—	—	—
RENO	CC	—	—	—	—	—	—



Clear Glass and External Grilles

Clear Glass
Standard 5/8" Grille



Craftsman available in
MAHOGANY, OAK & WHITE


Indicates Low-E Glass



128

Full Doorlight 686-CL, Transom 517-CL

*Model 800 series Craftsman frames have a flat profile that is different from the traditional profile. Please note this when matching with sidelights.



1-Light ArchTop
816-CL*
25 x 15.25



1-Light
814-CL*
25 x 15.25



1-Light
866-CL*
22 x 15.25



1-Light
876-CL*
21.31 x 15.94



6-Light
818-CL*
25 x 15.25



6-Light
868-CL*
22 x 15.25



6-Light
878-CL*
21.31 x 15.94



1-Light
819-CL*
8 x 64

REGION	CODE	816	814	866	876	818	868	878	819
ALLENTOWN	CL	—	—	—	—	—	—	▲★	—
ATLANTA	CL	—	—	—	—	—	—	▲★	—
DALLAS	CL	—	—	—	—	▲★	—	—	—
MICHIGAN	CL	—	—	—	—	—	—	—	—
RENO	CL	—	—	—	—	▲★	—	—	—



680-CL
8 x 6



640-CL
7.5 x 18.5



648-CL
22 x 10



658-CL
22 x 10



664-CL
22 x 6



224-CL
21.375 x 9.375



660-CL
21.797 x 9.813




659-CL



626-CL
21.375 x 9.375

REGION	CODE	680	640	648	658	664	224	660	659	626
ALLENTOWN	CL	●	▲	—	▲●	▲●	▲	▲●	▲●	▲
ATLANTA	CL	▲	—	—	▲	▲	▲	▲	▲	▲
DALLAS	CL	▲●	▲●	▲●	▲●	▲●	▲●	▲●	▲●	▲●
MICHIGAN	CL	▲	▲	—	—	▲	▲	▲	▲	—
RENO	CL	▲●	▲●	▲●	▲●	▲●	▲●	▲●	▲●	▲●

Clear Glass and External Grilles



REGION	CODE	696	412	684	672	447	799	681	670	682
ALLENTOWN	CL	▲	▲	▲●	▲	—	▲	▲●	▲	▲
ATLANTA	CL	—	—	▲	▲	—	—	▲	▲	▲
DALLAS	CL	▲●	▲●	▲●	▲●	—	▲	▲●	▲●	▲●
MICHIGAN	CL	▲	▲	▲	▲	—	▲	▲	▲	—
RENO	CL	▲●	▲●	▲●	▲●	—	▲	▲●	▲●	▲●



REGION	CODE	637	605	673	692	400	693	401	438	949
ALLENTOWN	CL	—	—	—	▲●	—	▲●	—	—	—
ATLANTA	CL	—	—	—	▲	—	▲	—	—	—
DALLAS	CL	—	▲●	—	▲●	—	▲●	—	—	▲●
MICHIGAN	CL	▲	▲	▲	▲	—	▲	—	—	—
RENO	CL	—	▲●	—	▲●	—	▲●	—	—	▲●



REGION	CODE	607	488	442	443	610	422	462	463	423
ALLENTOWN	CL	▲	—	—	—	—	▲	—	—	▲
ATLANTA	CL	—	—	—	—	—	—	—	—	—
DALLAS	CL	▲●	—	—	—	▲●	▲●	—	▲●	▲●
MICHIGAN	CL	▲	—	—	—	▲	▲	—	▲	—
RENO	CL	▲●	—	—	—	▲●	▲●	—	▲●	▲●

6/8 Clear Glass and External Grilles

Indicates Low-E Glass



REGION	CODE	686	687	624	444	428	628	627	623
ALLENTOWN	CL	▲●	▲●	▲	—	—	—	—	▲
ATLANTA	CL	▲	▲	▲	—	—	▲	▲	▲
DALLAS	CL	▲●	▲●	▲●	—	—	▲●	▲●	▲●
MICHIGAN	CL	▲	▲	▲	—	—	—	—	▲
RENO	CL	▲●	▲●	▲●	—	—	▲●	▲●	▲●



REGION	CODE	689	688	602	919	701	700
ALLENTOWN	CL	▲●	▲	—	▲	—	—
ATLANTA	CL	▲	▲	▲	—	▲	—
DALLAS	CL	▲●	▲●	—	▲●	—	—
MICHIGAN	CL	▲	▲	▲	▲	—	—
RENO	CL	▲●	▲●	—	▲●	—	—


Clear Sidelights and External Grilles



REGION	CODE	680	692	400	438	693	401	422	462	463	423	690	694	402	453	691	695	418
ALLENTOWN	CL	●	▲●	—	—	▲●	—	▲	—	—	▲	—	▲	▲	—	—	▲	—
ATLANTA	CL	▲	▲	—	—	▲	—	—	—	—	—	—	▲	▲	—	—	▲	—
DALLAS	CL	▲●	▲●	—	—	▲●	—	▲●	—	—	▲●	▲●	▲●	▲●	—	▲●	▲●	—
MICHIGAN	CL	▲	▲	—	—	▲	—	▲	—	—	—	—	▲	▲	—	—	▲	—
RENO	CL	▲●	▲●	—	—	▲●	—	▲●	—	—	▲●	▲●	▲●	▲●	—	▲●	▲●	—

Ⓢ Indicates Low-E Glass

8/0 Clear Glass and External Grilles



REGION	CODE	612	496	487	613	641	614	643	493	474
ALLENTOWN	CL	—	—	—	—	—	—	—	—	—
ATLANTA	CL	▲	▲	—	▲	—	—	—	●	—
DALLAS	CL	▲●	▲●	▲●	▲●	▲●	▲●	▲●	▲●	—
MICHIGAN	CL	▲	—	—	—	—	▲	—	—	—
RENO	CL	▲●	▲●	▲●	▲●	▲●	▲●	▲●	▲●	—

Clear Transoms



It starts with a door and becomes an entry statement. Add a sidelight or two, a transom, or even a double door. There are dozens of ways to configure your entryway. The more glass you add, the more light you bring in.






REGION	CODE	511	524	505	517	525	547	552	506	521	526	527	507	551	502	512	503	514	500	515	516
ALLENTOWN	CL	—	—	—	—	—	—	—	—	—	—	—	—	—	—	—	—	—	—	—	—
ATLANTA	CL	—	—	—	—	—	—	—	—	—	—	—	—	—	—	—	—	—	—	—	—
DALLAS	CL	—	—	—	—	—	—	—	—	—	—	—	—	—	—	—	—	—	—	—	—
MICHIGAN	CL	—	—	—	—	—	—	—	—	▲	—	—	▲	—	—	—	—	—	—	—	—
RENO	CL	—	—	—	—	—	—	—	—	—	—	—	—	—	—	—	—	—	—	—	—


Frames

ODL® offers frames in varying materials and profiles. This gives you the option to choose the finished look that's right for your door.




TriSYS®

-  FIBERMATE® MAHOGANY
 -  FIBERMATE® OAK
 -  FIBERMATE® WHITE
- CLASSIC PROFILE**
No screw covers needed!
Concealed attachments for a seamless frame profile.






Severe Weather


-  ALUMINUM WHITE
- TRADITIONAL PROFILE**
Profiled screw covers.



Craftsman


-  FIBERMATE® MAHOGANY
 -  FIBERMATE® OAK
 -  HP® WHITE
- FLAT PROFILE**
Includes both Pyramid and Domed covers.
(Pyramid covers are not available for white frame.)

132





Modern

-  PVC WHITE
- FLAT PROFILE**
Flat screw covers.




Evolve™

-  HP® WHITE
- TRADITIONAL PROFILE**
New improved auto-aligning screw hole plugs.



Standard

-  FIBERPRO® OAK
 -  HP® WHITE
- TRADITIONAL PROFILE**
Profiled screw covers.

Frame Materials



Mahogany Frame FIBERMATE®
Premium frame for painting or staining.




Oak Frame FIBERMATE®
Premium frame for painting or staining.



White Frame FIBERMATE®
Premium frame for painting or staining.



Severe Weather ALUMINUM WHITE
Powder-coated white aluminum frame.



White PVC
Maintenance-free. Can be painted or stained.



Oak Frame FIBERPRO®
Can be painted or stained.



White Frame HP® WHITE
Maintenance-free. No need to paint. Will not yellow.

FIBERMATE®
LIFETIME WARRANTY

FIBERPRO®
LIFETIME WARRANTY

HP®
FRAME
LIFETIME WARRANTY



TriSYS® Frame System



**One System.
Three Frames.
One Solution.**



Painting & Staining

- The outer and cover frames feature a new material formulation—FiberMate®
- Requires no prep, no adhesion promoter, and no special primers
- Achieves the highest rating of 5 during cross hatch adhesion testing (ASTM D3359-02)

Material Performance

- Designed and tested to withstand extreme temperatures, safe for storm door applications
- Use with dark finishes without risk of deformation
- Optimized rib structure improves frame stiffness and design pressure performance

Ease of Assembly

- Designed to ensure rapid and accurate alignment of the outer and inner frames
- Design allows for easy adjustments and removal resulting in less time and money spent on field replacements
- Inner frame requires no staining or painting and features ODL's HP material

Concealed Screws

- Clean design on both outer and cover frames
- Cover frame snaps securely to the inner frame using innovative clip system
- Saves time in assembly and pre-finishing

Dry Glaze Seal

- Features a foam gasket system that is air- and water-tight
- Precision-applied seal will not squeeze out
- Dry glaze seal allows for easy field replacement and reuse of system components
- Extreme weather tested

Quality You Can Trust

ODL Doorglass must survive our test of 50,000 slam cycles.

Enclosed Blinds are tested for 10,000 cycles.

Tempered Safety Glass meets requirements of ANSI Z97.1.



Frame materials tested to ensure compliance with the International Building Codes' Self Ignition (ASTM D1929), Burn Rate (ASTM D635), and Smoke Density (ASTM D2843) requirements.

Warranty

ODL products are covered by separate limited warranties. The warranty does not apply to damage from shipping, handling, installation, storage, environmental conditions, or unusual service conditions or usage.

For warranty information contact:

ODL Customer Service
215 East Roosevelt Avenue
Zeeland, Michigan 49464
800.253.3900
www.odl.com

Product Selection Guide

						6/8 FULL LIGHTS				3/4 LIGHTS			HALF LIGHTS							
						DOORGLASS				SIDELIGHTS		DOORGLASS		SIDE-LIGHT						

DESIGN	PG	STYLE	CODE	CAMING	PRIVACY RATING	GROUP A-D*	686 22x64	687 20x64	624 14x64	636 22x64	919 20 1/2 x 56 1/2	969 13 1/4 x 53 1/2	690 8x64	694 7x64	607 22x48	949 15 1/2 x 39 1/2	422 8x48	684 22x36	672 20x36	637 22x36	692 8x36	
ARAGON	25	Eclectic	AG	Oil-Rubbed Bronze	7	A	■						■	■	■		■					
ARRAY™	32	Contemporary	SLS	—	8-10	—	■															
AVANT	92	Old World	AV	Black Chrome	6	B	■					■	■	■	■	■	■	■			■	
BELLFLOWER	28	Eclectic	BLF	Patina	8	C	■						■	■	■		■					
BRISTOL	73	Classic	BT	Satin Nickel	7	C	■	■					■	■	■	■	■	■			■	
CADENCE	60	Classic	CD	Patina	5	A	■	●			■		■	■	■	■	■					
CARROLLTON	72	Classic	CRL	Patina	7	C	■	●	●				■	■	■	■	■	■			■	
CATALINA	88	Old World	CA	Bronze Vein WI	9	B	■						■	■								
GLASS DESIGN	PG	STYLE	CODE	CAMING	PRIVACY	GROUP	686	687	624	636	919	969	690	694	607	949	422	684	672	637	692	
DELRAY	36	Contemporary	DRYN	Nickel	7	B	■	●					■	■	■		■	●				
	36	Contemporary	DRYP	Patina	7	B	■	●					■	■	■		■	●				
ELEGANT STAR	96	Old World	TXWI	Wrought Iron	9	C	■						■		■		■	■			■	
	97	Old World	TXP	Patina	5	C	■	●					■	■	■	■	■	■	■		■	
	97	Old World	TXN	Nickel	5	C	■						■	■	■	■	■	■	■		■	
ENTROPY	34	Contemporary	EN	Black Chrome	5	A	■	■					■	■								
EXPRESSION	62	Classic	EXSN	Satin Nickel	4	A	■	●			■		■	■	■		■	■			■	
GRACE	76	Classic	GRC	Nickel	7	D	■	●			■		■	■	■	■	■	■			■	
GREENFIELD	46	Craftsman	GRF	Oil-Rubbed Bronze	7	A	■	●	■				■	■	■		■	■	■			
GLASS DESIGN	PG	STYLE	CODE	CAMING	PRIVACY	GROUP	686	687	624	636	919	969	690	694	607	949	422	684	672	637	692	
HEIRLOOMS	70	Classic	HMB	Brass	6	B	■	■		■	■		■	■	■	■	■	■	■		■	
	70	Classic	HMSN	Satin Nickel	6	B	■	●	●		■	■	■	■	■	■	■	■	■	■		■
IMPRESSIONS	38	Contemporary	LI	n/a	7	B	■	●	●				■	■		■		■	■		■	
JACINTO	90	Old World	JA	Wrought Iron	9	B	■	●	■				■	■	■	■	■	■	■			
LEGACY MASTER	64	Classic	LM	Patina	3	A	■						■	■	■	■	■	■			■	
MADISON	54	Craftsman	MI	Nickel Vein WI	9	C	■	■					■	■	■		■					
MAJESTIC	78	Classic	MEB	Brass	6	D	■	■					■	■	■		■	■		■	■	
	78	Classic	MEN	Nickel	6	D	■	●	●				■	■	■		■	■	■		■	
	78	Classic	MEP	Patina	6	D	■						■	■			■				■	
NEW MEDALLIA	98	Old World	MDL	Patina	8	D	■						■	■	■	■	■	■			■	
MEDITERRANEAN	94	Old World	MD	Wrought Iron	9	B	■						■	■	■		■					
MOHAVE	26	Eclectic	MOH	Oil-Rubbed Bronze	7	B	■	●	●				■	■	■	■	■	■	■	■	■	
GLASS DESIGN	PG	STYLE	CODE	CAMING	PRIVACY	GROUP	686	687	624	636	919	969	690	694	607	949	422	684	672	637	692	
MONTEREY	50	Craftsman	MOSN	Satin Nickel	7	B	■						■	■	■		■	■				
	50	Craftsman	MOP	Patina	7	B	■						■	■	■		■	■				
NOUVEAU	74	Classic	MNB	Brass	6	C	■	■			■		■	■	■	■	■	■	■	■	■	
	74	Classic	MNN	Nickel	6	C	■	■			■		■	■	■	■	■	■	■	■	■	
	74	Classic	MNP	Patina	6	C	■	■			■		■	■	■	■	■	■	■	■	■	
OAK PARK	48	Craftsman	KP	Patina	5	B	■	■					■	■	■		■	■			■	
PARIS	86	Old World	PS	Patina	4	A	■	●	■				■	■	■	■	■	■	■		■	
NEW PIÑA	66	Classic	PNA	Antique Brass	7	B	■						■	■		■		■			■	
PRAIRIE BEVEL	52	Craftsman	PR	Patina	6	C	■	■					■	■	■		■	■			■	
RADIANT HUES	40	Contemporary	RA	Nickel	3	C	■	●	■				■	■	■	■	■	■	■		■	
SIMPLICITY	42	Contemporary	SM	Frosted & Grooved	8	D	■						■	■			■				■	
NEW TIERNA	68	Classic	TRN	Patina	8	B	■						■	■	■		■	■			■	
TOPAZ	56	Craftsman	TPZ	Patina	9	D	■	●	■				■	■	■		■	■	■		■	
TRIPOLI	80	Classic	TP	Patina	6	D	■	■			■		■	■	■		■	■			■	
TRACE	81	Classic	TRC	Silkscreen	8	D	■				■		■	■		■					■	
VERANDA	84	Old World	VR	External WI Grille	9	A	■						■		■							
BLINDS			CODE	COLOR	PRIVACY	GROUP	686	687	624	636	919	969	690	694	607	949	422	684	672	637	692	
LIGHT-TOUCH® BLINDS	110		RLB	White	1-10	na	■	●	■	■			■	●	■			■	■		■	
	110		TRLB	Tan	1-10	na	■	■											■			
BLD + CGBG 3-GLAZED LOW-E BLD	112		CGBGBLD	White	1-10	na	■												■			
	112		BLD	White	1-10	na	■													■		

● Indicates Severe Weather Doorglass availability.

CODE	CRAFTSMAN								8/0 FULL LIGHTS				MISC SIZES						TRANSOMS									
	DOORGLASS							SIDE-LIGHT	DOORGLASS			SIDE-LIGHT	DOORGLASS						TRANSOMS									
	814 25x15 1/4	866 22x15 1/4	876 21.3x16	817 25x15 1/4	867 22x15 1/4	877 21.3x16	816 25x15 1/4		819 8x64	612 22x80	496 20x80		487 14x80	493 8x80	632 8x42	640 7 1/2 x 18 1/2	651 22 x 10	662 22 x 6	648 22x10	659 9 3/4 x 21 3/4	503 66 1/2 x 13 3/4	506 62 7/8 x 13 3/4	507 66 1/2 x 13 3/4	516 66 1/2 x 33 3/4	517 35 1/2 x 11 1/4	521 62 7/8 x 11 1/4	532 62 7/8 x 13 3/4	578 62 7/8 x 11 1/4
AG																												
SLS																												
AV											■																	
BLF	■	■	■					■									■								■			
BT										■							■					■						
CD										■	●												■					
CRL										■																		
CA										■													■					
CODE	814	866	876	817	867	877	816	819	612	496	487	493	632	640	651	662	648	659	503	506	507	516	517	521	532	578		
DRYN									■	●			■	●											■			
DRYP									■	●			■	●											■			
TXWI																						■						
TXP																						■						
TXN																						■						
EN										■																		
EXSN										■	●												■			■		
GRC										■	●							■										
GRF	■	■	■				■	■	■																■			
CODE	814	866	876	817	867	877	816	819	612	496	487	493	632	640	651	662	648	659	503	506	507	516	517	521	532	578		
HMB										■				■	■				■	■	■				■	■	■	
HMSN										■	●			■	■				■	■	■			■	■	■	■	
LI										■	●							■			■							
JA										■	●										■				■	■		
LM										■											■	■		■	■			
MI	■	■	■				■	■	■																			
MEB										■				■								■			■			■
MEN										■	●			■	●						■			■			■	■
MEP														■										■			■	■
MDL																		■										
MD										■																		
MOH										■	●			■	●													
CODE	814	866	876	817	867	877	816	819	612	496	487	493	632	640	651	662	648	659	503	506	507	516	517	521	532	578		
MOSN	■	■	■				■	■														■						
MOP	■	■	■				■	■														■						
MNB														■				■	■			■			■			■
MNN														■				■	■			■			■			■
MNP														■				■	■			■			■			■
KP	■	■	■				■	■	■													■			■			
PS	■	■	■				■	■	■													■			■			
PNA										■															■			
PR	■	■	■				■	■																				
RA										■	●			■	●		■					■			■			
SM																												
TRN																		■										
TPZ	■	■	■				■	■									■											
TP																												■
TRC																												■
VR										■																		
CODE	814	866	866	817	867	877	816	819	612	496	487	493	632	640	651	662	648	659	503	506	507	516	517	521	532	578		
RLB										■	●	■	●															
TRLB																												
CGBGBLD																												
BLD																												

● Indicates Severe Weather Doorglass availability.

Bring
natural light
into your
home

10" Tubular Skylights

Light up to 150 sq. ft.

14" Tubular Skylights

Light up to 300 sq. ft.

- Patented dome optics capture sunlight
- Tube reflects 98% of available sunlight
- Low profile ceiling diffuser spreads natural sunlight evenly
- ENERGY STAR® qualified

136

Tubular Skylights





Add-On Blinds for Doors

A welcome addition to your door.

- Provides privacy and light control
- Blinds raise, lower and tilt with smooth fingertip control.
- Enclosed in tempered safety glass.
- No Dusting. Safer for children.
- Installs easily over existing door glass.
- Increases the energy efficiency of your door.
- Frames are paintable and stainable.

ADD-ON BLINDS FIT FLUSH OR RAISED FRAMES.

AVAILABLE IN WHITE FOR THESE SIZES:

RAISED: 22x64, 20x64, 7x64, 22x36, 20x36, & 8x36

FLUSH: 25x66, 27x66

137



Double Doors

Retractable Screen Door

A fresh approach to fresh air.

- Screen retracts fully into housing when not in use, blending seamlessly into existing doors and frames.
- Aluminum screen housing and track provide added strength and beauty (no rusting).
- Rugged weather-stripping help keep dirt and insects out.
- Bulb seal bumper provides a quieter recoil.
- Easy to operate and install.



Single Door



Sliding Doors

AVAILABLE IN WHITE, BRONZE AND SANDSTONE IN VARIOUS HEIGHT OPTIONS TO FIT SHORT AND TALL STANDARD DOORS, AS WELL AS SLIDING PATIO DOORS.

Users can upload a photo of their home or choose a home from the sample gallery to customize their entryway in one of the project options:

Replace Glass, Add Glass or Replace Your Door.

Users can save, email, share via social media or print their project to make doorglass ordering a snap.



138

Create your dream entryway.



Before
and
After



After: Paris Doorglass Design

Explore, get inspired, and create the entryway that is made for your home.



SCAN WITH YOUR
SMARTPHONE or go to
odl.com/stylizer2014cat

Trade Partner Program

Brand
Your
Own Site



Before and After

Customers are able to upload a photo of their own home.

Gain Web Traffic through your own site with a **Trade Partner Stylizer**.

Generate Leads with a highly interactive customer experience.

Brand
Your Own
Your Door Stylizer

Include your own
logo, name,
and color theme.



Before and After

Spotlights™

D O O R G L A S S



Clear Spotlights (10) Model 842 units



Chain Link Pattern

Look inside to learn more about doorglass offerings for any area of your home.
Visit our web site to explore the many ways we add value to your door.
www.odl.com



Building Value
Into Building Products®

215 East Roosevelt Ave., Zeeland, MI 49464
800.253.3900 www.odl.com

